City of Alpena
MICHIGAN

ANNUAL BUDGET
2021-2022

ANNUAL BUDGET
2021-2022

TABLE OF CONTENTS

Page No.

INTRODUCTORY SECTION

City Officials & Department Heads 1
Letter of Submittal 2
Vision Statement and Goals 7
Notice of Public Hearing 21
Budget Adoption Resolution 22
Appropriations Resolution 23
General Fund Graphs 28
Assessed and Taxable Values 30
Summary of Assessment Roll 32
Taxable Value History 33
Historical Millage Tax Rates Levied 34
Top 10 Taxpayers 37
History of Foreclosures 38
History of Poverty Exemptions 39
Millage Reduction Fraction Estimated Calculation 40
City Revenue Budget Projections 42
Water and Sewer Disposal System 43
City Organizational Chart 47
Administrative Salaries 48
City Council Compensation 49
Employee Wages by Department 50

FUNDS

General Fund Budget Summary 52
General Fund
- City Hall 55
- Information Technology Department 57
- Building Authority 59
- Cemetery 60
- Police 62
- Fire/EMS 64
- Public Works 67
- Light Department 69
- Parks and Recreation 71
- Other Financing Uses 74

Major Street Fund 75
Local Street Fund 80
Marina Fund 84
Tree/Park Improvement Fund 86
Downtown Development Authority 87
Authority for Brownfield Redevelopment 91
Building Inspection 93
Budget Stabilization Fund 95

Page No.

Building Authority Debt Fund 96
Capital Improvement Fund 98
Brownfield Capital Projects 100
Sewage Fund 103
Water Fund 107
Brownfield Remediation Revolving Fund 111
Equipment Fund 113
DPW Construction Fund 115
Public Safety Facility Construction Fund 116

GRANTS
Grants Summary 117
2020 Grants 119
2019 Grants 120
2018 Grants 122
2017 Grants 123
2016 Grants 125

FEES
Comprehensive Fee Schedule 127

CAPITAL IMPROVEMENT PLAN

CITY OFFICIALS

Legislative

Mayor ..... Matthew J. Waligora
Mayor Pro-Tem..... Cindy L. Johnson
Member ..... Michael T. Nowak
Member ..... Amber N. Hess
Member ..... Danny O. Mitchell

Council Appointees

City Manager ..... Rachel R. Smolinski
City Clerk/Treasurer/Finance Director..... Anna M. Soik
City Attorney..... William A. Pfeifer
City Assessor..... Berg Assessing & Consulting, Inc.

DEPARTMENT HEADS

City Engineer ..... Stephen J. Shultz
Police Chief ..... Joel W. Jett
Fire Chief ..... William J. Forbush
City Clerk/Treasurer/Finance Director..... Anna M. Soik
Planning, Development and Zoning Director..... Vacant
City Assessor..... Vacant

May 3, 2021

To the Honorable Mayor and
Members of the Municipal Council

Council Members:

Under the provisions of Chapter 10 of the Charter of the City of Alpena, the City Budget for the 2021-22 fiscal year is hereby submitted to the Municipal Council.

The budget proposes a fund balance of $2,991,851 at the end of the budget year, June 30, 2022. The unassigned fund balance represents 26.88% of total General Fund expenses and other financing uses. This percentage provides the City with a reasonable surplus in the event of unforeseen expenses or reductions in revenues. This is consistent with adopted Council policy requiring a 10% minimum fund balance but exceeds the 20% maximum. The City depends largely on its three major sources of revenues: property taxes, emergency medical services, and state revenue sharing.

Due to the COVID-19 pandemic and the uncertainty of revenue, many capital projects along with other expenditures were eliminated from the FY21 budget in order to preserve fund balance until we had a better idea of the extent of the losses from the pandemic. At the end of FY20, the City reached an unrestricted fund balance of 33%. With the expectation that the pandemic will end in the next fiscal year, it is our recommendation to use about 8% of the fund balance. This will help us complete capital projects that were delayed due to COVID-19 and bring the fund balance closer to the maximum as allowed in the policy.

The 2021-22 budget is proposed to fund some, but not all, of the projects from the final Capital Improvement Plan (CIP). The following CIP projects were reviewed and revised where necessary from the CIP process to the budget process:

	2021-22 Final CIP	2021-22 Budget
CITY HALL		
Interior Rehab.	10,000	5,000
Economic Development Marketing Program	25,000	0
Public Art	10,000	5,000
Test and Balance HVAC	7,000	0
Convert Existing Light Fixtures	8,000	8,000
TOTAL	60,000	18,000
Public Safety Facility		
Install New VFD (Variable Frequency Drive) Pump	32,000	0
Siding Exposed Masonry Walls	9,000	9,000
Apron Drain Trench	15,000	0
New Controls on Ice Melt	6,000	6,000
Replace Overhead Doors	10,000	0
Replace Decaying Entry Doors	9,000	0
New Kitchen Cabinets	10,000	10,000

Replace Kitchen Cabinets	5,000	0
Replace Parking Lot Lights	3,000	3,000
TOTAL	99,000	28,000
I.T.		
City Hall Copier	12,000	12,000
Network Servers and Software	8,000	0
Police In-Car Video Systems	13,000	13,000
Police-Tablets/Mobile Data Antennas for Vehicles	8,000	8,000
Fire-Tablets/Mobile Data Antennas for Vehicles	3,000	0
New Technology/Complimentary Systems	5,000	0
Network Infrastructure Upgrades	3,000	0
Security Cameras	5,000	5,000
“Wireless City” Infrastructure Upgrades	2,000	2,000
“Wired City” Infrastructure Upgrades	5,000	5,000
PSF-DVR and Security Cameras	6,000	6,000
Server for Virtualization	0	8,000
TOTAL	70,000	59,000
POLICE		
Police Vehicle Replacement	45,000	45,000
Mobile 800 Radios for Patrol Vehicles	5,100	5,100
Body Armor Replacement	22,000	20,000
Replacement of Portable 800 Radios	66,000	66,000
Radar Traffic Trailer	16,785	16,785
Portable Radar Speed Sign	4,500	0
TOTAL	159,385	152,885
FIRE/EMS		
Echo Unit Paint	6,000	6,000
Breathing Air Compressor Replacement	60,000	0
800 MHz Portable Radios	7,000	7,000
Functional Fitness Equipment	15,000	15,000
Shipping Containers for FF training	10,000	10,000
Hose and Nozzle/Valve Replacement	4,000	4,000
TOTAL	102,000	42,000
LIGHTS		
Washington Avenue Park to Sytek Park Lighting	100,000	75,000
City Wide Lighting Energy Efficiency Improvements	30,000	0
Lighting Upgrades-Pedestrian	20,000	20,000
TOTAL	150,000	95,000
PUBLIC WORKS		
Parking Lot Improvements – Lot #8 Carter Street	125,000	0
Parking Lot #1 – City Hall	150,000	0
Christmas Decoration Replacement	5,000	5,000
TOTAL	280,000	5,000
CEMETERY		
Cemetery Garage Bathroom Renovation	5,000	5,000
Road Resurfacing	10,000	10,000

Mausoleum Restoration	30,000	0
Evergreen Cemetery Irrigation Pump Replacement	25,000	0
TOTAL	70,000	15,000
PARKS AND RECREATION		
Bike Parking Improvements – City Properties	5,000	5,000
Public Restroom Improvements	55,000	55,000
Adopt-A-Park Improvements	5,000	5,000
River Center	50,000	10,000
Duck/Island Park Improvements	30,000	15,000
Bay View Tennis Court Lighting Upgrades	31,300	0
New and Replacement Equipment	25,000	0
Riverscape Implementation	10,000	0
Culligan Plaza Renovations	300,000	300,000
TOTAL	511,300	390,000
DOWNTOWN DEVELOPMENT AUTHORITY		
Downtown Façade Grants	20,000	5,000
Economic Development Fund	10,000	0
Capital Land Improvements	0	0
Downtown Alleyway Improvements	15,000	0
Public Art/Place-Making	20,000	8,000
Market Study/Market Plan Update	30,000	0
Streetscapes	15,000	6,000
TOTAL	110,000	19,000
MAJOR STREET		
Second Avenue Bridge Abutement	60,000	60,000
First Avenue Resurfacing	275,000	275,000
Ford Avenue Concrete Repairs	65,000	65,000
Woodward Avenue Concrete Repairs	75,000	75,000
Second Avenue Bridge Boiler Replacement	7,500	7,500
Capital Preventative Maintenance	55,000	55,000
Tree Planting Program	15,000	15,000
Brick Paver Replacement	24,000	24,000
Bike Path Sign Replacement/Upgrade	3,000	3,000
Sidewalk Railroad Crossing Improvements	10,000	10,000
TOTAL	589,500	589,500
LOCAL STREET		
Capital Preventative Maintenance	50,000	0
Thin Overlay and Resurfacing Project	75,000	75,000
Oxbow Subdivision Resurfacing	150,000	85,000
Tree Planting Program	10,000	3,000
High-Use Alley Paving	35,000	35,000
Bike Path Sign Replacement/Upgrade	3,000	0
Sidewalk Railroad Crossing Improvements	10,000	0
TOTAL	333,000	198,000

MARINA		
Master Plan Development	15,000	0
Seasonal Slip Water Service	30,000	30,000
Marina UST Cleanup	10,000	10,000
Dock Repair	15,000	15,000
City of Alpena Marina Topographic Survey	5,000	5,000
Marina Light Pole Replacement	15,000	15,000
TOTAL	90,000	75,000
SEWER		
Asbestos Removal	20,000	20,000
Safety Hazard Abatement	10,000	10,000
Primary Clarifier Chains	15,000	15,000
Semi-Tractor	130,000	130,000
Plant Boiler Filter System	10,000	10,000
Mechanical, Instrumentation & Lab Equipment Upgrades	50,000	50,000
Replace Flume Meters	15,000	15,000
Replace Alley Sewer	120,000	120,000
Lift Station Alarms	90,000	90,000
Oliver Street Improvements	325,000	325,000
Tawas Street Improvements	0	600,000
Fair Avenue Sewer Improvements	540,000	540,000
North Second Avenue Sanitary Sewer Improvements	413,000	0
Water and Sewer Service Software	10,000	0
TOTAL	1,748,000	1,925,000
WATER		
Oliver Street Improvements	590,000	590,000
Dawson/Monroe Intersection Infrastructure	125,000	125,000
Water Valve Replacement	130,000	130,000
Fair Avenue Water Improvements	572,000	572,000
Water and Sewer Service Software	10,000	0
Chisholm Street Water Repairs	85,000	85,000
North Second Avenue Water Improvements	438,000	0
Critical Component Replacement	10,000	10,000
Safety Hazard Abatement	20,000	20,000
Structural – Mechanical Upgrades	5,000	5,000
Asbestos Removal	20,000	20,000
Lab Equipment – New Lab Chlorine Amperometric Titrator	5,000	5,000
Filter Effluent Valves Controllers/Converters/Replacement	100,000	100,000
Water Infrastructure Security - Treatment	25,000	25,000
Mixing Chamber & Settling Basin Valve Replacement	200,000	200,000
Lab Equipment and Instrumentation	5,000	5,000
Tawas Street	0	600,000
TOTAL	2,340,000	2,492,000

EQUIPMENT		
DPW Pickup	40,000	40,000
One Ton Dump Truck Replacement	89,000	89,000
TOTAL	129,000	129,000
GRAND TOTAL	**$6,841,185**	**$6,232,385**

The 2021-22 budget reflects the continued effort to maintain as many services as possible and accomplish some capital projects in an environment of decreasing revenue and increasing operating and employee benefit costs.

Healthcare and pensions are the costliest employee benefit in the budget. Effort has been put into reducing healthcare costs, which includes a 20% cost-sharing by the employees. The City's contribution to the pension program increased from $942,781 in 2019-20 to $983,398 in 2020-21. The system has gone from a funding level of 136.2% in 2001 to 76.5% as of June 30, 2020.

The largest source of revenue for the City comes from property taxes. The City's total taxable value increased from $250,312,088 in 2020 to $254,140,766 in 2021; an increase of 1.6%. The 2021-22 budget includes a tax rate for General Fund operations of 16.1066 mills, which is the same as last year. The tax rate for Dial-A-Ride Transportation (DART) increased to 1 mill which was passed by the voters in November 2019, while the DDA's millage remained constant at 1.9812.

The State revenue sharing is the third largest revenue source and brought in $1.3 million in 2019-20. For comparison, the City received $1.75 million in 2002.

Respectfully Submitted,

Rachel K. Smolinski

Rachel Smolinski
City Manager

Anna Soik

Anna Soik
City Clerk/Treasurer/Finance Director

CITY OF ALPENA

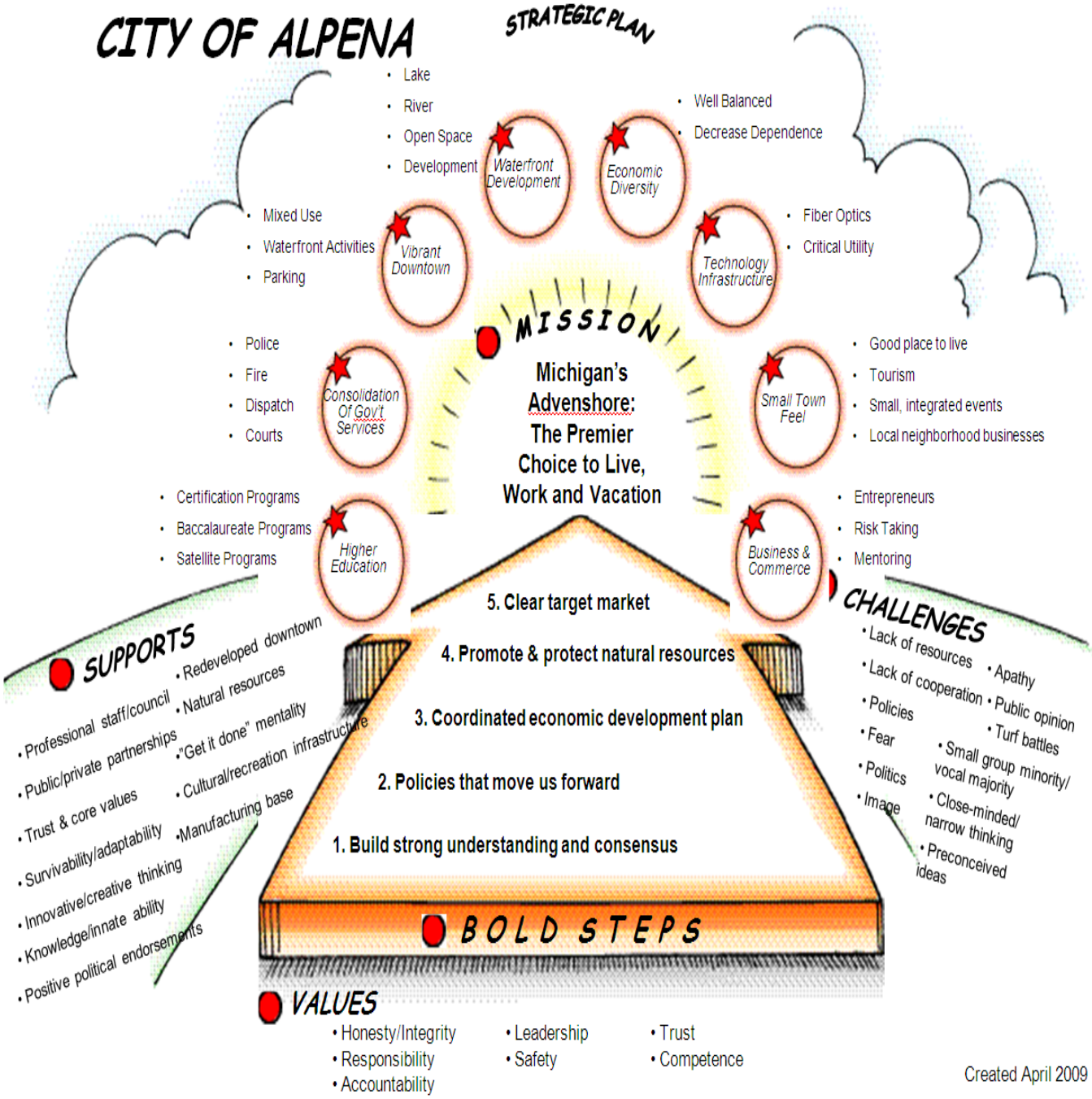

City of Alpena

CREATING THE FUTURE

EXECUTIVE SUMMARY

The City Council of Alpena met on April 18 and 25, 2009 to develop a vision for the City, identify the values that are important guiding principles for the City, and to develop a strategic plan identifying key priorities for the City for the next three to five years. Several community members also participated in the April 18 meeting.

The group identified 21 key strategies for achieving the vision. After a rigorous prioritization process, five strategies were selected as critical areas for focus in the next three to five years.

- Build strong understanding of and consensus for what is happening in Alpena
- Ensure that policies support the vision and move Alpena forward (ordinances, charter, etc.)
- Promote and protect natural resources
- Establish a coordinated economic development plan & strategy
- Identify a clear target market (who we are – tourism, manufacturing, seniors, other)

Participants also identified six strategies that are important to continue to perform well. As foundational strategies, these are critical to maintain.

- Strong essential services
- Strong infrastructure
- Adequate resources
- Identify all possible areas of funding
- Public and private partnerships
- Educated staff, board and council

VALUES

Understanding an organization's values is important – because these represent the "non-negotiable" behaviors that will govern its activities and employees. Council members, staff, and community members identified seven important values for the City, defining them as shown below.

Honesty and Integrity

We are transparent—always.

As Individuals ....

- We say what we mean and do what we say.
- We avoid hidden or personal agendas.
- We act in a selfless manner.

As a City ....

- We encourage openness, through meetings, communication channels and discussions.
- We share the information we can, and trust others when they cannot share information.

- We say what we mean and do what we say.

Accountability

We accept responsibility for our actions.

As individuals …

- We provide explanations, not excuses.
- We know who to direct others to.
- We are available and respectful of others.

As a City …

- We are open and transparent.
- We have clearly defined responsibilities for council and staff.
- We have a comprehensive plan and we live by our plan.

Responsibility

We do the right things, in the right way, at the right time.

As individuals…

- We model accountability.
- We demonstrate our commitment.
- We are proud of our accomplishments.

As a City…

- We practice environmental stewardship.
- We are service oriented, with a strong referral and support network.
- We build inclusive and collaborative relationships.

Trust

We have confidence that everyone involved will do the right thing.

As individuals…

- We are willing to be open and vulnerable.
- We accept each other's actions without doubt.
- We are consistent in our actions.

As a City …

- We encourage an open door policy, with full disclosure whenever appropriate.
- We are transparent and share information freely with our community.
- We provide opportunities for public feedback through surveys, our newsletter, and our website.

Safety

We protect our community and employees from harm.

As individuals ...

- We provide funding for safety initiatives.
- We are knowledgeable about safety practices.
- We enforce safety laws, ordinances and regulations.

As a City ...

- We educate the public about safety practices.
- We update our ordinances to encourage safe practices.
- We issue warnings and/or tickets when necessary to encourage safe practices.

Leadership

We are willing to take responsibility for making things happen.

As individuals ...

- We demonstrate strength of character.
- We have strong convictions.
- We are willing to be involved.

As a City ...

- We cooperate with other governmental units.
- We demonstrate fiscal responsibility.
- We listen to the public and understand its needs.

Competence

We have the ability (through training and experience) to do things well.

As individuals ...

- We participate in ongoing, continuous education.
- We demonstrate a positive attitude toward learning.
- We are dedicated to performing tasks well.

As a City ...

- We budget for continuing education.
- We attend classes and seminars.
- We identify and hold each other to clear standards of performance.

VISION

Understanding where an organization is going is a critical part of successful change. Council members, staff, and community members participated in a visioning exercise, which resulted in eight major themes that are important for the City in the future.

- Vibrant Downtown
- Small Town Feel
- Business & Commerce
- Consolidation of Government Services
- Higher Education
- Economic Diversity
- Waterfront Development
- Technology Infrastructure

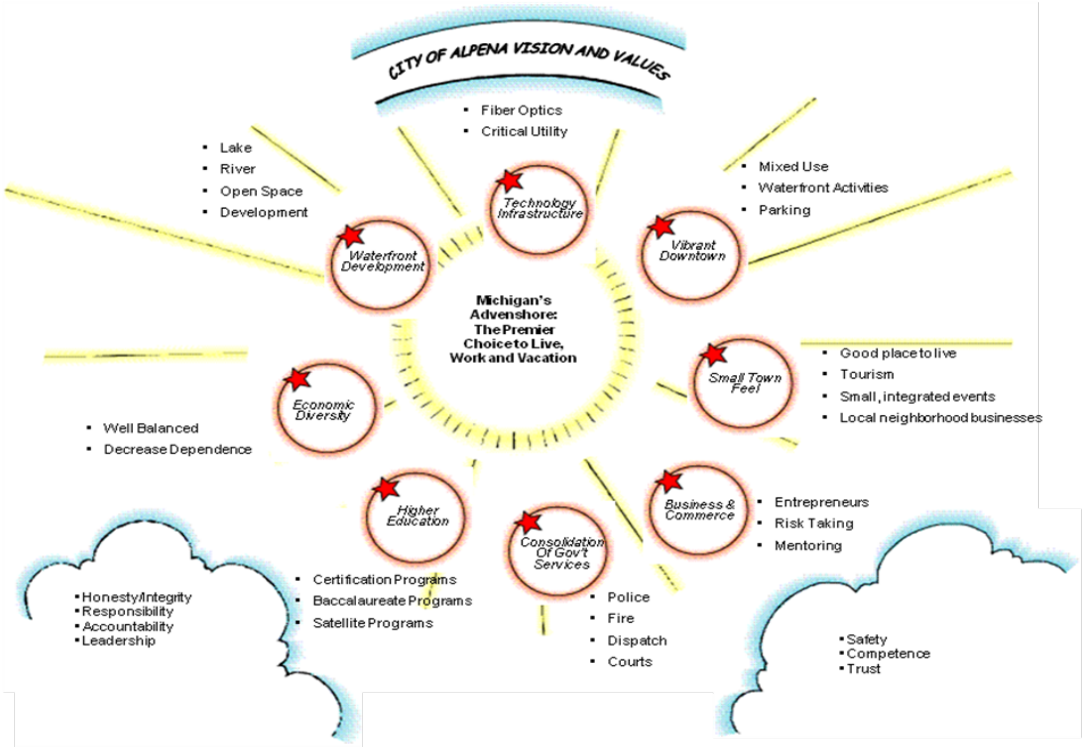

CREATING THE FUTURE

Obstacles

Looking back from great success, what were the obstacles that had to be overcome to achieve the vision for the City of Alpena? Council members and staff identified the following key obstacles.

- Lack of $/budget
- Lack of cooperation (internal & external)
- Community apathy
- Public Opinion
- Policies (lack of, limiting, too much)
- Turf battles (government and agencies)
- Lack of resources (time, staff, money)
- Fear (failure, unknown, ridicule, re-election)
- Small Group Minority/Vocal Majority
- Politics
- Close-Minded Narrow Thinking
- Image (self & external)
- Pre-conceived ideas
- Having to do more with less
- "No"
- Boundary constraints / lack of room
- Limited staff, time, burnout
- Lack of citizens taking ownership
- Disconnect between staff and elected officials
- "Alpena mentality" - not good enough

A discussion of the Obstacles allowed for clearing the air and served as a springboard for looking forward.

Enablers

What are the things we have going for us now that can help us create the City that we want? Council members and staff focused on the question, “It’s five years from now. You have had great success.”

- What “enablers” were available that helped the City to achieve its great success?
- What resources did you take advantage of?

The group identified the following enablers.

- Professional staff & council
- Partnerships
    - Public
    - Private
- Built trust & core values
- Survival ability/adaptability
- Innovative & creative thinking

- Knowledge and innate ability
- Redeveloped downtown
- Natural resources
- Positive political endorsements
- "Get it done" mentality
- Cultural/recreational infrastructure
- Leadership
- Safety
- Manufacturing base
- Trust
- Volunteers/community spirit
- Technology
- Better service
- Cooperation amongst "powers that be"
- Grants

STRATEGIC PROFILE

Having considered the obstacles to success and possible resources that could be employed to achieve the vision for the City, participants then considered possible strategies that could be implemented to achieve success.

After considering many possible strategies, participants identified 21 strategies for success.

A. Educated staff, boards, council, etc. (training, workshops, abilities, skills)
B. Built strong consensus and understanding for ideas (joint workshops, staff, council, community) - good communication with staff about what's happening
C. Multiple opportunities for community involvement (solicited public input, listened with an open mind)
D. Policies that support the vision and move us forward (ordinance, charters, etc.)
E. Clear target market (who we are - tourism, manufacturing, other, seniors)
F. Strong essential services (police, fire etc.)
G. Strong infrastructure
H. Great housing options (green/redeveloped/new)
I. Great communication with state and federal legislators and agencies
J. Partnerships - public and private (townships, county, MDOT, schools, service organizations, grants, etc.)
K. Clear organizational priorities and goals
L. Coordinated economic development plan & strategy
M. Adequate resources - work together, committed to right things
N. Marketed Alpena's assets
O. Promoted and protected natural resources
P. Found all available sources of funding (grants, private, public internal, external)
Q. Consolidated government services
R. Encouraged employees input and participation
S. Communicate information to public effectively (use technology, etc.)
T. Empower citizens to find their own solutions and work together

U. Capitalize on Alpena's small town feel

Strategic Rankings

The 21 strategies were ranked and plotted using Consensys™ technology. They were viewed from two perspectives.

1. Importance – Looking back from great success, having implemented all of these strategies, which were the most important in achieving the City's vision?
2. Current Performance – How well are you currently performing this strategy, as compared to where it needs to be?

The following chart is an opportunity profile displaying the results of the evaluation. Letters on the chart correspond with the letters shown in the list of strategies.

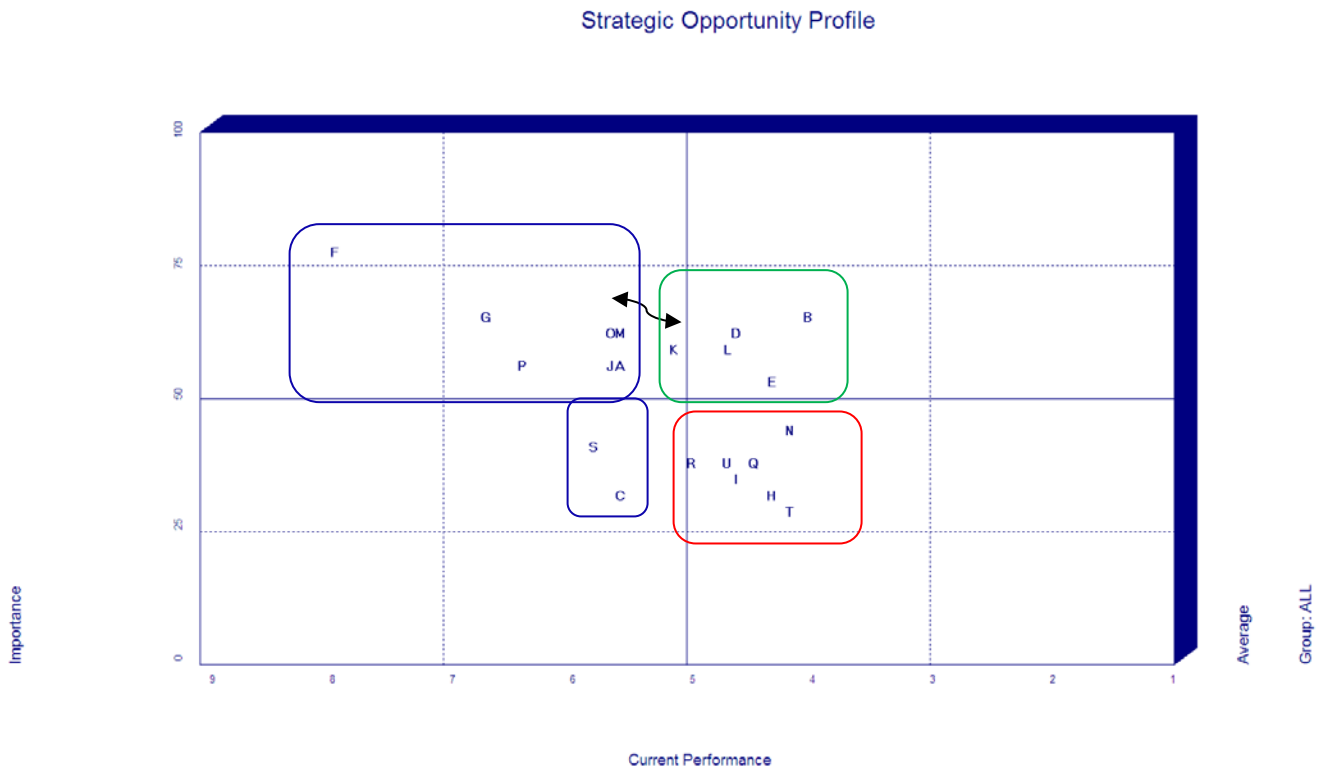

Profile Interpretation

The items with the green rectangle around them are the most important strategies to be addressed first.

High-Leverage Opportunities

Five strategies emerged as high-leverage opportunities (high importance, low performance). They are:

- Built strong consensus and understanding for ideas (B)
- Policies that support the vision and move us forward (D)
- Coordinated economic development plan & strategy (L)
- Clear target market (E)
- Promote & protect natural resources (O)* (note: this was moved to high-leverage because there is a clear discrepancy between the council's and staff's perception as to current performance—see Appendix 1).

Foundational Strategies

Nine additional strategies (in blue) were identified as foundational strategies that must be continued. These are strategies that are important to continue, as they are foundational to the success of the City.

- Strong essential services (F)
- Strong infrastructure (G)
- Found all available sources of funding (P)
- Adequate resources (M)
- Public and private partnerships (J)
- Educated staff, board, and council (A)
- Clear organizational goals and objectives (K)* (moved to foundational based on discussion and consensus that action planning on the high-leverage opportunities would address performance issues on this strategy).
- Communicate information to public effectively (S)
- Multiple opportunities for community involvement (C)

Mid-Term Opportunities (24-36 months)

Seven additional strategies (in red) were identified as mid-term opportunities that should be explored. While these will take slightly longer to implement, research should be started soon. As performance improves on the high-leverage opportunities, these strategies are likely to increase in importance.

- Marketed Alpena's assets (N)
- Encouraged employees' input and participation (R)
- Capitalize on Alpena's small town feel (U)
- Consolidated government services (Q)
- Great communication with state and federal officials and agencies (I)
- Great housing options (H)
- Empower citizens to find their own solutions and work together. (T)

FIVE BOLD STEPS

When all of the activities from the strategic planning meetings are combined, the result was the following drawing that represents the vision and plan for the City.

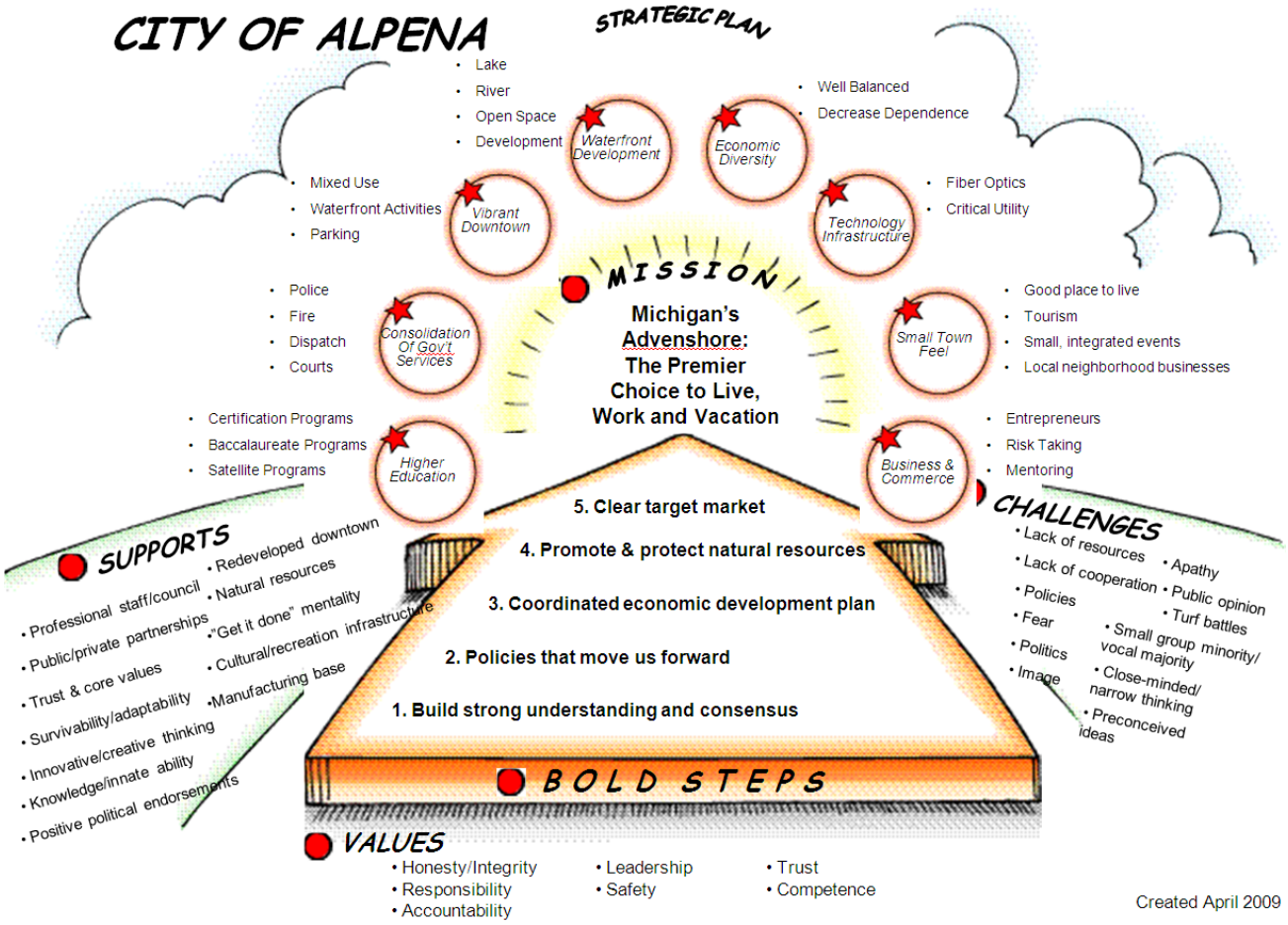

ACTION PLANS

Action plans were created for the five high-leverage strategies. These plans will need to be updated on a regular basis as progress takes place.

Build Strong Understanding and Consensus

WHO:	Staff ←→City Council
What:	Face to face meetings between council and staff
When:	Semi-annually or quarterly
How:	Specific meeting times with council / work session type environment. Set up specific times when staff is available for council interaction.
Measurement:	Comfort level between staff and the community (based on direction going)

WHO:	Manager ←→ Staff
What:	Manager and key staff member meetings
When:	Bi-weekly with all key department heads; as needed for specific issues
How:	Set regular meeting times (block on calendars)
Measurement:	Comfort level between staff and the community (based on direction going)

WHO:	Public ←→ Staff/City Council
What:	Further promote existing communication channels
When:	Ongoing
How:	Letters, emails, public comment meetings, public information meetings, on-site meetings, presentations, Internet
Measurement:	Comfort level between staff and the community (based on direction going)

WHO:	City ←→ Other Governmental Agencies
What:	Meet with appropriate government officials as needed for specific actions
When:	Dictated by need based upon specific issues
How:	As appropriate and as needed
Measurement:	Comfort level between staff and the community (based on direction going)

Policies that Move Us Forward

WHO:	City Attorney, Appropriate Staff, Council, Community
What:	Update city policies and charter to align with our vision; Review policies, ordinances, and charter to identify sections that are inconsistent or interfere; Develop new language
When:	Review within 180 days Rewrite within 180 days after review is completed Coordinate charter revisions with scheduled elections
Measurements:	When adopted or approved by Council When passed by the electorate

Coordinated Economic Development Plan/Strategy

WHO:	Area wide economic development process. Council, staff, citizens DDA, Target, CVB, business community
What:	Determine what we are targeting and build consensus about what we're looking for Modify zoning ordinances, etc. to help promote economic development Identify which tax incentives we want to approve based upon our economic development goals
When:	Need to begin immediately – establish within 6-9 months Zoning done by August/September 2009
Measurements:	Zoning completed

Promote Natural Resources

WHO:	City council, DDA, CVB, individual citizens, very involved peer groups
What:	Promote educational programs in both government and individuals Better communicate with agencies Market Alpena's water facilities/culture (lakes, rivers, amenities) Strive for cleaner beaches and lakes
When:	As soon as possible → long term Education – institute fairly quickly Some things take more funding or planning Work on long-term as finances allow
Measurements:	Scientific sampling and studies Waste stream collection records Recycling collection records Public surveys Sniff tests Level of cleaner streets (protect catch basins) Reduction of salt Seeing fewer non-redeemable containers along streets and roadways Tourism surveys More people on beaches

Protect Natural Resources

WHO:	**MDEQ, EPA, Large/small industry, private citizens, council, other environmental protection agencies**
What:	Better communication with agencies Government and public education Offer solutions for pollution Incentives for environmental responsibility Better understanding of economic/ environmental costs and impact Seek ways to make environmental responsibility cost effective
When:	As soon as possible → long term Education – institute fairly quickly Some things take more funding or planning Work on long-term as finances allow
Measurements:	Scientific sampling and studies Waste stream collection records Recycling collection records Public surveys Sniff tests Level of cleaner streets (protect catch basins) Reduction of salt Seeing fewer non-redeemable containers along streets and roadways Tourism surveys More people on beaches

Clear Target Market

WHO:	**City council, staff, Public citizens, Chamber, CVB, DDA, Businesses, DNR, Sportsmen, media (involved), environmental, seniors, hospital, college, K-12, intergovernmental partners, CRTC, Airport, State & Federal representatives, NEMCOG, contractors, manufacturers, Target … didn't intentionally exclude anyone**
What/When:	Co-champions • Staff, elected • 30 days Create / invite / organize the "Kings & Queens" meeting in a workshop type session. Outside facilitator. • Review recent plans • Brainstorm what we want Alpena to be – 120 days Identify opportunities for target market – create public input forum
Measurements:	Agreed upon target markets

CONSENSUS

While it is important to look at the overall voting results, it is equally important to consider the level of agreement for each strategy. Appendix 1 includes a complete set of “diversity” profiles, showing the average votes for staff members as compared to council members. In most cases, there is significant agreement among the groups (same quadrant = general agreement). Where there are significant differences, additional dialogue should be considered.

CONCLUSION AND RECOMMENDATIONS

There is much work to be done to turn these action plans into reality. The City is encouraged to add these items to quarterly Council agendas for the purpose of following up and keeping the focus on the important priorities that have been established.

NOTICE OF PUBLIC HEARING
ON
PROPOSED 2021-2022 CITY BUDGET

Notice is Hereby Given that a Public Hearing on the proposed 2021-2022 City Budget will be held on Monday, May 17, 2021, beginning at 6:00 p.m., during the regular Municipal Council meeting at the Alpena City Hall, 208 North First Avenue, Alpena, Michigan 49707.

The Municipal Council will also consider amendments to the 2020-2021 City Budget.

The proposed 2021-2022 City Budget is available for public examination in the office of the City Clerk, City Hall, Alpena, Michigan 49707 and online at www.alpena.mi.us. All persons attending the hearing will have the opportunity to provide written and/or oral comments and ask questions concerning the entire budget. In addition, written comments may be submitted to the City Clerk prior to the public hearing.

The property tax millage rate proposed to be levied to support the proposed budget will be a subject of this hearing.

CITY OF ALPENA

Anna Soik

By: Anna Soik
City Clerk/Treasurer/Finance Director

BUDGET ADOPTION RESOLUTION

2021-2022

Moved by Councilmember Nowak, seconded by Mayor Pro Tem Johnson, that the 2021-2022 Budget be adopted; that the Administrative Salaries and Fringe Benefits for 2021-2022 be adopted; and that the Comprehensive Fee Schedule be adopted, with the revised fees effective July 1, 2021, and fees proposed for revision requiring an ordinance change be effective upon the effective date of the ordinance amendment.

Carried by vote as follows:

Ayes: Mitchell, Nowak, Waligora, Hess, and Johnson

Nays: None

Absent: None

I, Leilan Bruning, Deputy City Clerk of the City of Alpena, DO HEREBY CERTIFY: that the above is a true copy of a resolution adopted by the Municipal Council at a regular meeting held June 7, 2021.

Leilan Bruning
Deputy City Clerk/Treasurer/Finance Director

RESOLUTION NO. 2021-07

APPROPRIATIONS RESOLUTION
2021 – 2022

BE IT RESOLVED, that the expenditures for the fiscal year, beginning July 1, 2021, and ending June 30, 2022, are hereby appropriated as follows:

GENERAL	
City Hall	$1,453,089
IT	339,148
Building Authority	112,443
Cemetery	162,773
Police	2,389,366
Fire/EMS	3,997,483
Public Works	811,613
Light Department	256,658
Parks and Recreation	861,736
Other Financing Uses	380,568
TOTAL	$10,764,877
MAJOR STREET FUND	$1,447,026
LOCAL STREET FUND	$ 673,993
MARINA FUND	$ 480,496
TREE/PARK IMPROVEMENT	$ 0
DOWNTOWN DEVELOPMENT AUTHORITY #2	$ 159,082
DOWNTOWN DEVELOPMENT AUTHORITY #5	$ 32,410
AUTHORITY FOR BROWNFIELD REDEVELOPMENT	$ 0
BUILDING INSPECTION	$ 387,668
BUDGET STABILIZATION	$ 0
BUILDING AUTHORITY DEBT FUND	$ 112,453
CAPITAL IMPROVEMENT FUND	$ 0
BROWNFIELD CAPITAL PROJECTS	$ 119,642
SEWAGE FUND	$4,131,303
WATER FUND	$4,647,438
BROWNFIELD REMEDIATION REVOLVING FUND	$ 0
EQUIPMENT FUND	$ 818,876

BE IT FURTHER RESOLVED: that the revenues for the 2021-2022 fiscal year are estimated as follows:

GENERAL FUND	
General Government	$5,660,626
City Hall	712,170
IT	343,533
Cemetery	60,480
Police	154,400
Fire/EMS	3,069,758
Public Works	272,996
Light Department	1,000
Parks and Recreation	256,350
Other Financing Sources	0
	$10,531,313
Accumulated Surplus	233,564
TOTAL	$10,764,877
MAJOR STREET FUND	
Revenues	$1,316,440
Other Financing Sources	0
Accumulated Surplus	130,586
TOTAL	$1,447,026
LOCAL STREET FUND	
Revenues	$ 574,000
Other Financing Sources	0
Accumulated Surplus	99,993
TOTAL	$ 673,993
MARINA FUND	
Revenues	$ 261,050
Other Financing Sources – from General Fund	208,000
Accumulated Surplus	11,446
TOTAL	$ 480,496
TREE/PARK IMPROVEMENT FUND	
Revenues	$ 160
Other Financing Sources	0
Accumulated Surplus	(160)
TOTAL	$ 0
DOWNTOWN DEVELOPMENT AUTHORITY #2	
Tax Increments	$ 161,901
Other Financing Sources	0
Accumulated Surplus	(2,819)
TOTAL	$ 159,082

DOWNTOWN DEVELOPMENT AUTHORITY #5	
Tax Levy – 1.9812 Mills	$ 22,000
Other Financing Sources	10,410
Accumulated Surplus	0
TOTAL	$ 32,410
AUTHORITY FOR BROWNFIELD REDEVELOPMENT	
Revenues	$ 0
Other Financing Sources	0
Accumulated Surplus	0
TOTAL	$ 0
BUILDING INSPECTION	
Revenues	$ 265,100
Other Financing Sources – from General Fund	122,568
Accumulated Surplus	0
TOTAL	$ 387,668
BUDGET STABILIZATION FUND	
Revenues	$ 0
Other Financing Sources	0
Accumulated Surplus	0
TOTAL	$ 0
BUILDING AUTHORITY DEBT FUND	
Revenues	$ 10
Other Financing Sources – from General Fund	112,443
Accumulated Surplus	0
TOTAL	$ 112,453
CAPITAL IMPROVEMENT FUND	
Revenues	$ 0
Other Financing Sources	0
Accumulated Surplus	0
TOTAL	$ 0
BROWNFIELD CAPITAL PROJECTS	
Revenues	$ 119,642
Other Financing Sources	0
Accumulated Surplus	0
TOTAL	$ 119,642
SEWAGE FUND	
Revenues	$3,112,500
Other Financing Sources	0
Accumulated Surplus	1,018,803
TOTAL	$4,131,303

WATER FUND	
Revenues	$3,471,047
Other Financing Sources	0
Accumulated Surplus	1,176,391
TOTAL	$4,647,438
BROWNFIELD REMEDIATION REVOLVING FUND	
Revenues	$ 1,749
Other Financing Sources	0
Accumulated Surplus	(1,749)
TOTAL	$ 0
EQUIPMENT FUND	
Revenues	$ 826,420
Other Financing Sources	0
Accumulated Surplus	(7,544)
TOTAL	$ 818,876

AND BE IT FURTHER RESOLVED: that 16.1066 mills be levied on the taxable valuation for the purpose of paying the General Fund operating expenses for the 2021-22 fiscal year; and

BE IT FURTHER RESOLVED: that 1.0000 mills (voted millage) be levied on the taxable valuation for the purpose of meeting Dial-A-Ride operations for the fiscal year; and

BE IT FURTHER RESOLVED: that the City Treasurer is hereby authorized to collect 16.1066 mills for general operation, 1.0000 mills for Dial-A-Ride operations, making a total of 17.1066 mills; and also 1.9812 mills be collected on the taxable valuation in the Downtown Development District for Project 5 requirement; and

BE IT FURTHER RESOLVED, pursuant to Section 211.44 of the Michigan General Property Tax Act and Section 11.19 of the Charter of the City of Alpena, the City Treasurer shall add to all summer taxes paid after the 31st of July a three percent (3%) collection fee and one-half of one percent (1/2%) for each and every calendar month or fraction thereof that such taxes remain unpaid; and

BE IT FURTHER RESOLVED, pursuant to Section 211.44 of the Michigan General Property Tax Act, the City Treasurer shall add to all summer and winter tax bills a 1% Property Tax Administration Fee; and

BE IT FURTHER RESOLVED, pursuant to Section 211.44 of the Michigan General Property Tax Act and Section 11.27 of the Charter of the City of Alpena, the City Treasurer shall add to all winter taxes paid between February 15th and February 28th a three percent (3%) late penalty charge; and

BE IT FURTHER RESOLVED: that the City Manager and City Clerk/Treasurer/Finance Director are hereby authorized to make budgetary transfers within the departments established through this budget, and that all transfers between departments or funds may be made only by further action of the Municipal Council, pursuant to the provisions of the Michigan Uniform Accounting and Budgeting Act.

Adoption of the above resolution was moved by Councilmember Nowak, seconded by Mayor Pro Tem Johnson, and carried by vote as follows:

Ayes: Nowak, Waligora, Hess, Johnson, and Mitchell

Nays: None

Absent: None

I, Leilan Bruning, Deputy City Clerk of the City of Alpena, DO HEREBY CERTIFY: that the above is a true copy of a resolution adopted by the Municipal Council at a regular meeting held June 7, 2021.

Leilan Bruning
Deputy City Clerk/Treasurer/Finance Director

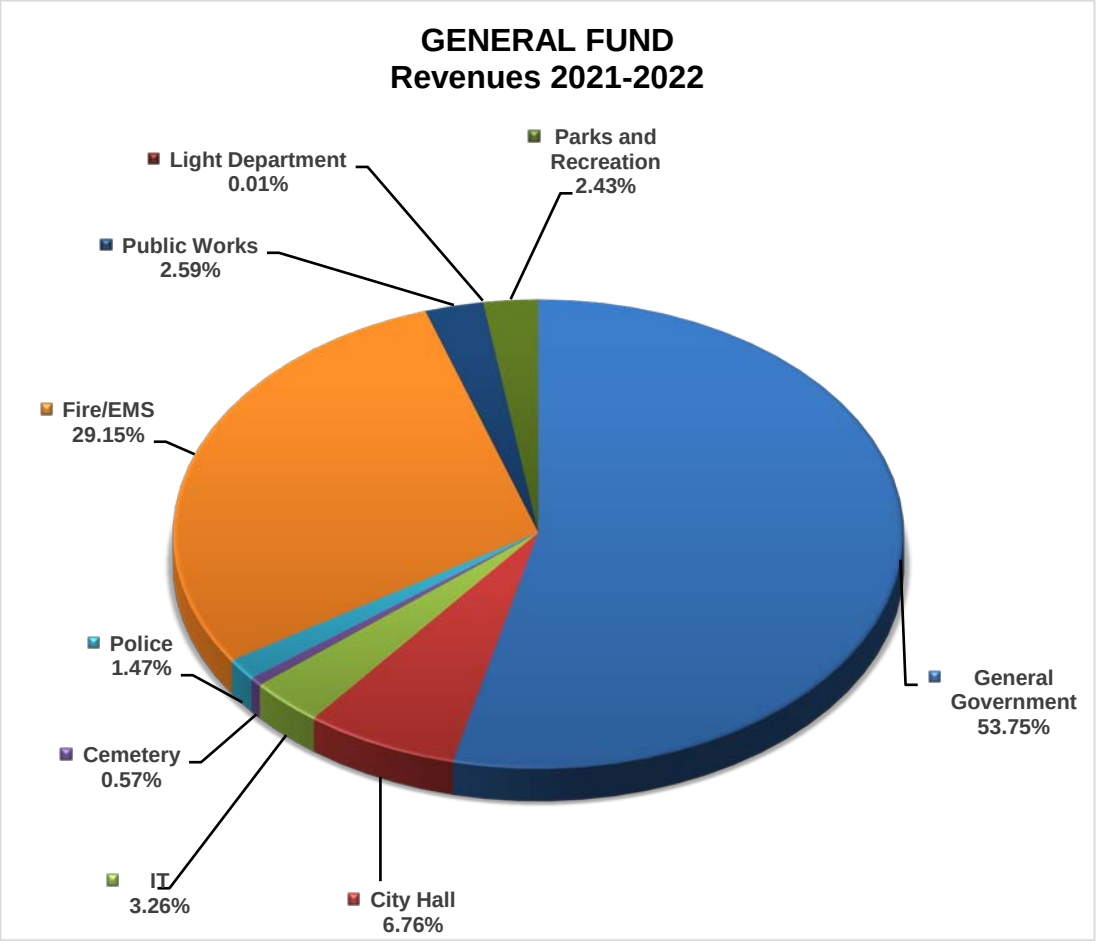

General Government	$	5,660,626	53.75%
City Hall		712,170	6.76%
IT		343,533	3.26%
Cemetery		60,480	0.57%
Police		154,400	1.47%
Fire/EMS		3,069,758	29.15%
Public Works		272,996	2.59%
Light Department		1,000	0.01%
Parks and Recreation		256,350	2.43%
Total Revenues and Other Sources	$	10,531,313	100.00%

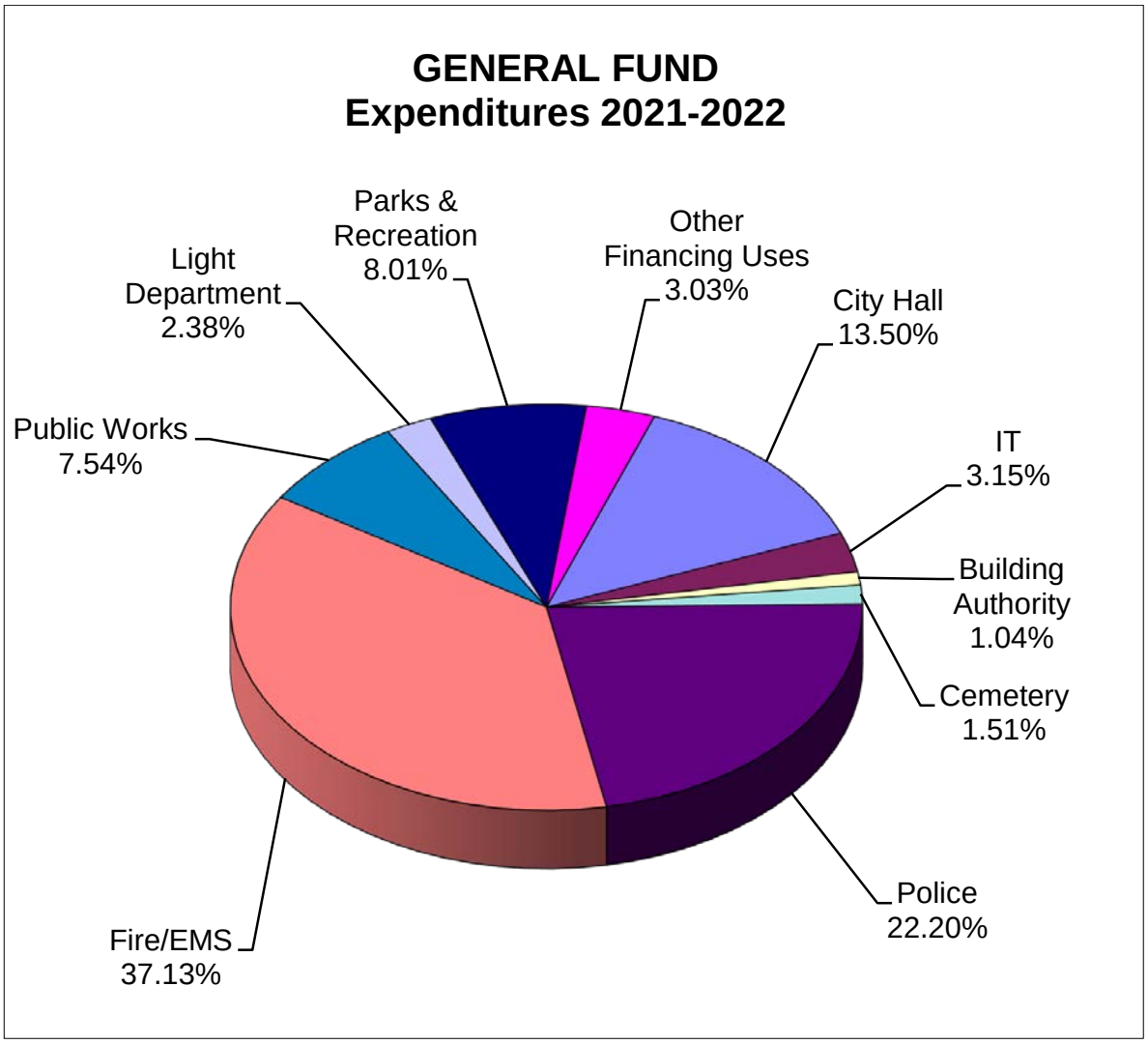

City Hall	$	1,453,089	13.50%
IT		339,148	3.15%
Building Authority		112,443	1.04%
Cemetery		162,773	1.51%
Police		2,389,366	22.20%
Fire/EMS		3,997,483	37.13%
Public Works		811,613	7.54%
Lights Department		256,658	2.38%
Parks & Recreation		861,736	8.01%
Other Financing Uses		380,568	3.03%
Total Expenditures and Other Uses	$	10,764,877	100.00%

City of Alpena - 2021 Assessed Values

Ad Valorem & Special Act Properties*

Assessed Values

Ad Valorem Real Property		
Commercial Real	$54,203,800	18.89%
Industrial Real	$26,937,200	9.39%
Residential Real	$182,229,900	63.51%
Ad Valorem Personal Property		
Commercial Personal	$9,491,800	3.31%
Industrial Personal	$5,225,300	1.82%
Utility Personal	$8,861,300	3.09%
Total	$286,949,300	100.00%

Special Acts Real Property		
Commercial Real	$3,760,300	75.69%
Industrial Real	$388,200	7.81%
Residential Real	$819,400	16.49%
Special Acts Personal Property		
Commercial Personal	$0	0.00%
Industrial Personal	$0	0.00%
Utility Personal	$0	0.00%
Total	$4,967,900	100.00%

Ad Valorem & Special Acts Real Property		
Commercial Real	$57,964,100	19.86%
Industrial Real	$27,325,400	9.36%
Residential Real	$183,049,300	62.71%
Ad Valorem & Special Acts Personal Property		
Commercial Personal	$9,491,800	3.25%
Industrial Personal	$5,225,300	1.79%
Utility Personal	$8,861,300	3.04%
Total	$291,917,200	100.00%

Source: Alpena City Assessor's Office
Less: Senior PILT Special Acts

City of Alpena - 2021 Taxable Values

Ad Valorem & Special Act Properties*

Taxable Values

Ad Valorem Real Property		
Agricultural Real	$0	0.00%
Commercial Real	$48,010,141	19.25%
Industrial Real	$26,635,955	10.68%
Residential Real	$151,237,089	60.63%
Ad Valorem Personal Property		
Commercial Personal	$9,491,800	3.80%
Industrial Personal	$5,225,300	2.09%
Utility Personal	$8,861,300	3.55%
Total	$249,461,585	100.00%

Special Acts Real Property		
Agricultural Real	$62,985	1.35%
Commercial Real	$3,514,554	75.11%
Industrial Real	$388,200	8.30%
Residential Real	$713,442	15.25%
Special Acts Personal Property		
Commercial Personal	$0	0.00%
Industrial Personal	$0	0.00%
Utility Personal	$0	0.00%
Total	$4,679,181	100.00%

Ad Valorem & Special Acts Real Property		
Agricultural Real	$62,985	0.02%
Commercial Real	$51,524,695	20.27%
Industrial Real	$27,024,155	10.63%
Residential Real	$151,950,531	59.79%
Ad Valorem & Special Acts Personal Property		
Commercial Personal	$9,491,800	3.73%
Industrial Personal	$5,225,300	2.06%
Utility Personal	$8,861,300	3.49%
Total	$254,140,766	100.00%

Source: Alpena City Assessor's Office
Less: Senior PILT Special Acts

SUMMARY OF ASSESSMENT ROLL - AD VALOREM & SPECIAL ACTS

Taxable Value

Roll Type	2017	2018	2019	2020	2021
Ad Valorem Taxable Value	$232,773,953	$235,215,928	$239,237,655	$244,297,735	$248,389,685
Industrial Facilities Tax. Value	$1,925,904	$746,000	$169,461	$614,000	$388,200
Neighborhood Ent. Zone T. V.	$875,622	$950,199	$846,599	$786,975	$729,242
DNR PILT Taxable Value	$58,310	$59,533	$60,960	$62,117	$62,985
Comm. Rehab. Act Roll	$2,158,837	$2,801,624	$1,829,012	$3,479,361	$3,498,754
Non-Prof. Housing T. V.	$1,071,900	$1,071,900	$1,071,900	$1,071,900	$1,071,900
Ren. Zone.	$3,690,032	$0	$0	$0	$0
TOTAL TAXABLE VALUE INCLUDING IFT, NEZ, DNR PILT, CRA, REN. ZONE and NON -PROF. HOUSING	$242,554,558	$240,845,184	$243,215,587	$250,312,088	$254,140,766

City of Alpena - Taxable Value History

Year	Total City Taxable Valuation	Change Amount From Prior Year	Percent Change
1977	102,757,201		
1978	106,917,822	4,160,621	4.05%
1979	115,358,425	8,440,603	7.89%
1980	137,635,518	22,277,093	19.31%
1981	143,038,962	5,403,444	3.93%
1982	144,411,200	1,372,238	0.96%
1983	144,463,100	51,900	0.04%
1984	145,068,900	605,800	0.42%
1985	146,259,500	1,190,600	0.82%
1986	146,844,500	585,000	0.40%
1987	146,042,500	-802,000	-0.55%
1988	148,224,700	2,182,200	1.49%
1989	150,311,300	2,086,600	1.41%
1990	153,920,200	3,608,900	2.40%
1991	161,933,200	8,013,000	5.21%
1992	163,181,100	1,247,900	0.77%
1993	175,751,100	12,570,000	7.70%
1994	183,800,200	8,049,100	4.58%
1995	194,040,476	10,240,276	5.57%
1996	202,199,796	8,159,320	4.20%
1997	210,770,430	8,570,634	4.24%
1998	223,247,078	12,476,648	5.92%
1999	231,578,994	8,331,916	3.73%
2000	232,597,633	1,018,639	0.44%
2001	244,354,733	11,757,100	5.05%
2002	241,488,060	-2,866,673	-1.17%
2003	243,361,991	1,873,931	0.78%
2004	252,148,258	8,786,267	3.61%
2005	260,126,284	7,978,026	3.16%
2006	268,987,838	8,861,554	3.41%
2007	276,903,917	7,916,079	2.94%
2008	283,914,270	7,010,353	2.53%
2009	283,681,706	-232,564	-0.08%
2010	275,187,617	-8,494,089	-2.99%
2011	263,563,355	-11,624,262	-4.22%
2012	249,724,155	-13,839,200	-5.25%
2013	247,526,422	-2,197,733	-0.88%
2014	246,044,751	-1,481,671	-0.60%
2015	254,592,050	8,547,299	3.47%
2016	235,934,419	-18,657,631	-7.33%
2017	237,792,626	1,858,207	0.79%
2018	239,773,284	1,980,658	0.78%
2019	243,215,587	3,442,303	1.46%
2020	250,312,088	7,096,501	2.98%
2021	254,140,766	3,828,678	1.60%

Prior to 1983 only the ad valorem roll totals were included.
After 1983 ad valorem roll and special act roll totals are included.
In 2014 Commercial Personal Property was exempted.
In 2016 Some Industrial Personal Property was exempted.

Source: Alpena City Assessor's Office

City of Alpena - Historical Millage Tax Rates Levied

Property Tax Year Levied	2009	2010	2011	2012	2013
CITY OF ALPENA					
General	16.2316	16.2316	16.2316	16.2316	16.2316
Debt - G.O.	0.0000	0.0000	0.0000	0.0000	0.0000
Debt - Public Safety	0.4500	0.5000	0.4800	0.0000	0.0000
Dial-A-Ride	0.6500	0.6500	0.6500	0.6500	0.6500
Community Events Center	0.0000	0.0000	0.0000	0.0000	0.0000
Subtotal	17.3316	17.3816	17.3616	16.8816	16.8816
DOWNTOWN DEVELOPMENT AUTHORITY	2.0000	2.0000	2.0000	2.0000	2.0000
Only charged to properties within the DDA					
ALPENA COMMUNITY COLLEGE	2.5000	2.5000	2.5000	2.5000	2.5000
ALPENA PUBLIC SCHOOLS					
State Education Tax	6.0000	6.0000	6.0000	6.0000	6.0000
Operating	0.0000	0.0000	0.0000	0.0000	0.0000
Extra-Voted-Local	18.0000 *	18.0000 *	18.0000 *	18.0000 *	18.0000 *
Debt	1.7500	1.7500	1.7500	1.7500	1.7500
Enhancement	0.0000	0.0000	0.0000	0.0000	0.0000
Subtotal	25.7500	25.7500	25.7500	25.7500	25.7500
EDUCATIONAL SERVICE DISTRICT	2.1882	2.1882	2.1882	2.1882	2.1882
ALPENA COUNTY					
County Operations	4.8004	4.8004	4.8004	4.8004	4.8004
Hospital Bond Issue	1.0000	1.0000	1.0000	1.0000	1.0000
Ambulance	0.9520	0.9700	0.9720	0.9720	0.9720
Library	0.7457	0.7457	0.7457	0.7457	0.7457
Recreation	0.0000	0.5000	0.5000	0.5000	0.5000
Jail					
Veterans	0.0000	0.1250	0.1250	0.1250	0.1250
Senior Citizens	0.5500	0.5500	0.5500	0.5500	0.5500
Subtotal (1)	8.0481	8.6911	8.6931	8.6931	8.6931
TOTAL TAXES PER $1,000 TAXABLE VALUE	55.8179 **	56.5109 **	56.4929 **	56.0129 **	56.0129 **
	37.8179 ***	38.5109 ***	38.4929 ***	38.0129 ***	38.0129 ***

(1) Alpena County's fiscal years end December 31 prior to each June 30 listed herein.

* Charged to non-principal residences only.

** Non-Principal Residence property tax rate.

*** Principal Residence property tax rate.

Source: Alpena City Assessor's Office

City of Alpena - Historical Millage Tax Rates Levied

Property Tax Year Levied	2014	2015	2016	2017	2018	2019
CITY OF ALPENA						
General	16.2316	16.2316	16.2316	16.1066	16.1066	16.1066
Debt - G.O.	0.0000	0.0000	0.0000	0.0000	0.0000	0.0000
Debt - Public Safety	0.0000	0.0000	0.0000	0.0000	0.0000	0.0000
Dial-A-Ride	0.6500	0.6500	0.6500	0.6450	0.6450	0.6450
Community Events Center	0.0000	0.0000	0.0000	0.0000	0.0000	0.0000
Subtotal	16.8816	16.8816	16.8816	16.7516	16.7516	16.7516
DOWNTOWN DEVELOPMENT AUTHORITY	2.0000	1.9934	1.9934	1.9900	1.9858	1.9858
Only charged to properties within the DDA						
ALPENA COMMUNITY COLLEGE	2.5000	2.5000	2.5000	2.5000	2.5000	2.5000
ALPENA PUBLIC SCHOOLS						
State Education Tax	6.0000	6.0000	6.0000	6.0000	6.0000	6.0000
Operating	0.0000	0.0000	0.0000	0.0000	0.0000	0.0000
Extra-Voted-Local	18.0000 *	18.0000 *	18.0000 *	18.0000 *	18.0000 *	18.0000 *
Debt	1.8000	1.8000	1.8000	1.8000	1.8000	1.8000
Enhancement	0.0000	0.0000	0.0000	0.0000	0.0000	0.0000
Subtotal	25.8000	25.8000	25.8000	25.8000	25.8000	25.8000
EDUCATIONAL SERVICE DISTRICT	2.1882	2.1882	2.1882	2.1882	2.1882	2.1882
ALPENA COUNTY						
County Operations	4.8004	4.8004	4.8004	4.8004	4.8004	4.8004
Hospital Bond Issue	1.0000	1.0000	0.0000	0.0000	0.0000	0.0000
Ambulance	0.9720	0.9720	0.9720	0.9720	0.9720	0.9720
Library	1.0000	1.0000	1.0000	1.0000	1.0000	1.0000
Recreation	0.5000	0.5000	0.5000	0.5000	0.5000	0.5000
Jail					1.0000	1.0000
Veterans	0.1250	0.1250	0.1250	0.1250	0.2100	0.2100
Senior Citizens	0.5500	0.5500	0.5500	0.5500	0.5500	0.5500
Subtotal (1)	8.9474	8.9474	7.9474	7.9474	9.0324	9.0324
TOTAL TAXES PER $1,000 TAXABLE VALUE	56.3172 **	56.3172 **	55.3172 **	55.1872 **	56.2722 **	56.2722 **
	38.3172 ***	38.3172 ***	37.3172 ***	37.1872 ***	38.2722 ***	38.2722 ***

(1) Alpena County's fiscal years end December 31 prior to each June 30 listed herein.

* Charged to non-principal residences only.

** Non-Principal Residence property tax rate.

*** Principal Residence property tax rate.

Source: Alpena City Assessor's Office

City of Alpena - Historical Millage Tax Rates Levied

Property Tax Year Levied	2020	
CITY OF ALPENA		
General	16.1066	
Debt - G.O.	0.0000	
Debt - Public Safety	0.0000	
Dial-A-Ride	1.0000	
Community Events Center	0.0000	
Subtotal	17.1066	
DOWNTOWN DEVELOPMENT AUTHORITY	1.9812	
Only charged to properties within the DDA		
ALPENA COMMUNITY COLLEGE	2.5000	
ALPENA PUBLIC SCHOOLS		
State Education Tax	6.0000	
Operating	0.0000	
Extra-Voted-Local	18.0000	*
Debt	1.8000	
Enhancement	0.0000	
Subtotal	25.8000	
EDUCATIONAL SERVICE DISTRICT	2.1882	
ALPENA COUNTY		
County Operations	4.8004	
Hospital Bond Issue	0.0000	
Ambulance	1.5000	
Library	1.0000	
Recreation	0.5000	
Jail	1.0000	
Veterans	0.2100	
Senior Citizens	0.5500	
Subtotal (1)	9.5604	
TOTAL TAXES PER $1,000 TAXABLE VALUE	57.1552	**
	39.1552	***

(1) Alpena County's fiscal years end December 31 prior to each June 30 listed herein.

* Charged to non-principal residences only.

** Non-Principal Residence property tax rate.

*** Principal Residence property tax rate.

Source: Alpena City Assessor's Office

City of Alpena

2021 Top Ten Taxpayers

Estimated City Millage Rate: 16.1066
Total Ad Valorem Taxable 249,461,585

Rank	Taxpayer	Number of Parcels	Total 2021 Taxable value	Estimated City Taxes	Percent of Total Taxable Value
1	Lafarge North America	9	14,866,458	239,448	5.96%
2	Alpena Power Company	8	7,283,147	117,307	2.92%
3	Northland Area Federal Credit Union	1	4,012,500	64,628	1.61%
4	Caterpillar Financial Services	2	3,474,200	55,958	1.39%
5	Dynafab Inc	4	2,660,500	42,852	1.07%
6	Decorative Panels International	9	2,640,069	42,523	1.06%
7	Sabra Alpena LLC	3	2,607,673	42,001	1.05%
8	Besser Company	6	2,199,876	35,433	0.88%
9	Alpena Marc LLC	25	1,443,539	23,251	0.58%
10	DTE Gas Company	1	1,315,900	21,195	0.53%
	TOTALS		**42,503,862**	**684,593**	**17.04%**

*NOTE: Values are based on Ad valorem roll only. Special acts are not included.

Source: Alpena City Assessor's Office
*Ad Valorem Taxable includes Senior PILT Property

History of Foreclosures in the City of Alpena

Year	Commercial Foreclosures	Residential Foreclosures	Total for Year
2004	0	25	25
2005	0	31	31
2006	1	51	52
2007	4	42	46
2008	1	31	32
2009	4	33	37
2010	1	43	44
2011	0	36	36
2012	1	38	39
2013	0	30	30
2014	0	19	19
2015	0	23	23
2016	1	12	13
2017	1	19	20
2018	0	3	3
2019	0	9	9
2020	0	5	5

Source: Alpena City Assessor's Office

Analysis of History of Poverty Exemptions Granted in City of Alpena and Impact on Revenue

2021 Estimated City Millage: 16.1066

Year	Total Number	Total Taxable Value	Impact on City
2000	10	$ 156,832	-$2,529.78
2001	13	$ 208,358	-$3,360.92
2002	14	$ 243,941	-$3,976.24
2003	19	$ 318,150	-$5,171.34
2004	27	$ 490,954	-$7,968.97
2005	36	$ 719,373	-$11,676.57
2006	50	$ 1,044,080	-$16,947.09
2007	76	$ 1,866,126	-$30,290.21
2008	85	$ 2,001,816	-$32,492.68
2009	88	$ 2,307,424	-$37,453.18
2010	116	$ 2,670,438	-$43,345.48
2011	116	$ 2,443,546	-$39,662.66
2012	121	$ 2,273,800	-$36,907.41
2013	116	$ 2,252,672	-$36,564.47
2014	117	$ 2,229,662	-$36,190.98
2015	113	$ 2,202,649	-$35,752.52
2016	107	$ 2,175,963	-$35,319.36
2017	102	$ 2,100,278	-$33,828.34
2018	89	$ 1,806,305	-$29,093.43
2019	54	$ 1,140,508	-$18,369.71
2020	40	$ 875,085	-$14,094.64

Source: Alpena City Assessor's Office

Analysis of History of Disabled Veteran's Exemptions Granted in City of Alpena and Impact on Revenue

Year	Total Number	Total Taxable Value	Impact on City
2013	6	$214,472	-$3,459.54
2014	10	$359,200	-$5,794.08
2015	13	$563,246	-$9,142.38
2016	11	$490,198	-$7,956.70
2017	11	$572,473	-$9,220.59
2018	16	$688,642	-$11,091.68
2019	14	$657,050	-$10,582.84
2020	19	$818,003	-$13,175.25

Source: Alpena City Assessor's Office

2021 City of Alpena Millage Reduction Fraction ESTIMATED Calculation

	City Wide (less Special & Senior Housing)	DDA (less Special Acts)
2020 Taxable Value	244,297,735	15,112,361
Losses	5,519,095	155,600
Additions	6,904,416	197,800
2021 Total Taxable Value based on SEV	248,389,685	15,046,078
2021 Total Taxable Value based on AV	248,389,685	15,046,078
2021 Total Taxable Value based on CEV	248,389,685	15,046,078
2021 Inflation Rate	1.014	1.014

MCL 211.34d - Headlee Calculation

(2020 Total Taxable Value - Losses) x Inflation rate
(2021 Total Taxable Value based on SEV - Additions)

City Wide Calculation	242,121,541	Result*	Final
	241,485,269	1.0026	1.0000
DDA Calculation	15,166,156	Result*	Final
	14,848,278	1.0214	1.0000

MCL 211.34 - Truth in Assessing

2021 Total Taxable Value Based on AV for all Classes
2021 Total Taxable Value Based on SEV for all Classes

City Wide Calculation	248,389,685	Result*	Final
	248,389,685	1.0000	1.0000
DDA Calculation	15,046,078	Result*	Final
	15,046,078	1.0000	1.0000

MCL 211.34 - Truth in County Equalization

2021 Total Taxable Value Based on CEV for all Classes
2021 Total Taxable Value Based on SEV for all Classes

City Wide Calculation	248,389,685	Result*	Final
	248,389,685	1.0000	1.0000
DDA Calculation	15,046,078	Result*	Final
	15,046,078	1.0000	1.0000

MCL 211.24c - Truth in Taxation

2020 Total Taxable Value - Losses
(2021 Total Taxable Value based on SEV - Additions)

City Wide Calculation	238,778,640	Result*	Final
	241,485,269	0.9888	0.9888
DDA Calculation	14,956,761	Result*	Final
	14,848,278	1.0073	1.0000

*NOTE: The rate is not allowed to be about 1.0000. If the calculation shows a number above 1.000, the result is limited to 1.0000

Source: Alpena City Assessor's Office

2021 City of Alpena Millage Reduction Fraction ESTIMATED Calculation, cont.

	Millage Rates Estimated		
	City Operating	Dial-A Ride*	DDA
2020 Millage Rate	16.1066	1.0000	1.9812
Millage Reduction Fraction	1.0000	1.0000	1.0000
2021 Max Allowable	16.1066	1.0000	1.9812
Truth In Taxation**	0.9888	0.9888	1.0000
Max Allowable w/Truth In Taxation**	15.9262	0.9888	1.9812

*Voters approved an increase in the millage rate for Dial-A-Ride to 1.000 starting in 2020

**Effective February 9, 1982, the State of Michigan approved Public Act No. 5 of 1982 or as it is generally known, Truth In Taxation. Briefly, this law states that the ensuing fiscal year tax revenues, less additions, cannot exceed the concluding fiscal year tax revenue. If it does, then the ensuing fiscal year millage is rolled back so that the tax revenues generated will be the same as the concluding fiscal year. The figures are provided by the assessor's office and confirmed by the county equalization director. These reduced millage rates can be overridden by holding a truth in taxation hearing or discussing it at the annual budget meeting.

Source: Alpena City Assessor's Office

City Revenue Budget Projections

	Prior Year	Projected 2021	Over or (Under)
TAX LEVY Before TIFA Deductions			
based on Ad Valorem Only			
Operating	$3,934,805.90	$4,000,713.30	$65,907.40
Dial-A-Ride	$244,297.74	$248,389.69	$4,091.95
Debt	$0.00	$0.00	$0.00
Debt - Fire/Police Bldg	$0.00	$0.00	$0.00
Community Events Center	$0.00	$0.00	$0.00
	$4,179,103.63	$4,249,102.99	$69,999.35

TAX RATE

	Prior Year	Projected 2021
Operating	16.1066	16.1066
Dial-A-Ride	1.0000	1.0000
Debt	0.0000	0.0000
Debt - Fire/Police Bldg	0.0000	0.0000
Community Events Center	0.0000	0.0000
	17.1066	17.1066

TAXABLE VALUE RECAP

Ad Valorem Taxable Value	$244,297,735	$248,389,685
Industrial Facilities Tax. Value	$614,000	$388,200
Neighborhood Ent. Zone T. V.	$786,975	$729,242
DNR PILT Taxable Value	$62,117	$62,985
Comm. Rehab. Act Roll	$3,479,361	$3,498,754
Non-Prof. Housing T. V.	$1,071,900	$1,071,900
TOTAL TAXABLE VALUE INCLUDING IFT, NEZ, DNR PILT, CRA, REN. ZONE and NON -PROF. HOUSING	$250,312,088	$254,140,766

CITY OF ALPENA WATER SUPPLY AND SEWAGE DISPOSAL SYSTEM
COUNTY OF ALPENA, STATE OF MICHIGAN
1998 WATER SUPPLY AND SEWAGE DISPOSAL SYSTEM
REVENUE BONDS ($4,000,000)

CITY OF ALPENA WATER SUPPLY AND SEWAGE DISPOSAL SYSTEM

SERVICE AREA AND CUSTOMERS

The City of Alpena Water Supply and Sewage Disposal System serves approximately 4,643 customers in a 8.7 square mile area of Alpena County. The City supplies its own water supply and sewage treatment. The System has not had any significant growth or reduction in the number of customers for the last 10 years.

HISTORY OF WATER PURCHASED AND SOLD

Fiscal Year Ended June 30	Number of City Customers	Water Pumped (in 1,000 gallons)	Water Sold (in 1,000 gallons)
2020	4,643	620,008	490,952
2019	4,640	582,770	455,327
2018	4,665	556,700	511,820
2017	4,576	560,900	504,803
2016	4,665	542,880	502,198
2015	4,638	783,900	523,217
2014	4,798	731,660	518,280
2013	4,798	746,440	560,890
2012	4,798	774,951	535,973

RATIO OF METERS

FISCAL YEAR ENDED JUNE 30, 2020

	NUMBER OF METERS
RESIDENTIAL	91.5%
COMMERCIAL/INDUSTRIAL	8.5%
	100.0%

AVERAGE DAILY USE - WATER*

Fiscal Year Ending	Production Plant Average Daily Use
2020	1,699
2019	1,596
2018	1,700
2017	1,537
2016	1,545
2015	1,826
2014	2,004
2013	2,045
2012	2,123
2011	1,982

*In 1,000 gallons

AVERAGE DAILY USE - SEWER*

Fiscal Year Ending	Treatment Plant Average Daily Use
2020	3,578
2019	3,630
2018	3,029
2017	2,665
2016	2,596
2015	2,529
2014	2,495
2013	2,748
2012	2,700
2011	2,791

*In 1,000 gallons

MAJOR USERS - 07/01/19 to 06/30/20

Customer	Volume of Water Used (in 1,000 gallons annually)	Volume of Sewer Used (in 1,000 gallons annually)
Alpena Township	220,032	225,867
LaFarge Midwest	23,437	30,379
Sevan K. Inc.	5,666	5,524
MidMichigan Med Center	13,262	9,885
Decorative Panels Int'l	7,386	6,690
Alpena Schools	2,705	2,705
Ramada Inn	3,831	3,831
Tendercare	4,471	4,471
Alpena Dialysis	868	868
Alpena Housing Commission	5,833	5,824

BILLING AND COLLECTION PROCEDURES

All users are billed quarterly. All bills are mailed the first of the month following the billing period. The users of the system have 15 days to pay without penalty. Delinquent customers are charged a 5% penalty on the unpaid balance. All delinquent accounts which are six months or more past due are certified by the City Treasurer to the City Assessor on a semi-annual basis and may be added to the July 1 tax bills.

HISTORICAL REVENUES AND EXPENDITURES
WATER AND SEWER FUND

FISCAL YEAR ENDED JUNE 30	OPERATING REVENUE	OPERATING EXPENSES	ADD BACK DEPRECIATION (NON-CASH EXPENSE)	NET NON-OPERATING REVENUE (EXPENSES)	SYSTEM REVENUES AVAILABLE FOR REVENUE BONDS
2020	$ 6,306,395	4,565,119	1,027,974	(63,533)	2,705,717
2019	6,482,366	4,442,492	996,127	(73,894)	2,962,107
2018	6,207,436	4,713,397	956,567	69,084	2,519,690
2017	6,339,047	3,480,254	925,832	(107,967)	3,676,658
2016	6,284,110	4,050,478	925,287	(126,427)	3,032,492
2015	5,847,661	4,069,914	924,017	(146,770)	2,554,994
2014	4,424,838	4,085,245	915,243	(159,716)	1,095,120
2013	4,399,471	4,079,970	908,407	(149,827)	1,078,081
2012	4,069,636	3,932,899	913,781	(255,401)	795,117
2011	3,859,925	3,884,641	907,076	(267,336)	615,024

Source: Comprehensive Annual Financial Report of the City of Alpena

WATER SUPPLY AND SEWAGE DISPOSAL SYSTEM FUND EQUITY

The System's fund equity (net assets) for the last five years has been as follows;

Fiscal Year Ended June 30	Retained Earnings
2020	$ 31,791,400
2019	30,118,657
2018	28,152,677
2017	28,366,600
2016	26,300,906

Source: Comprehensive Annual Financial Report of the City of Alpena

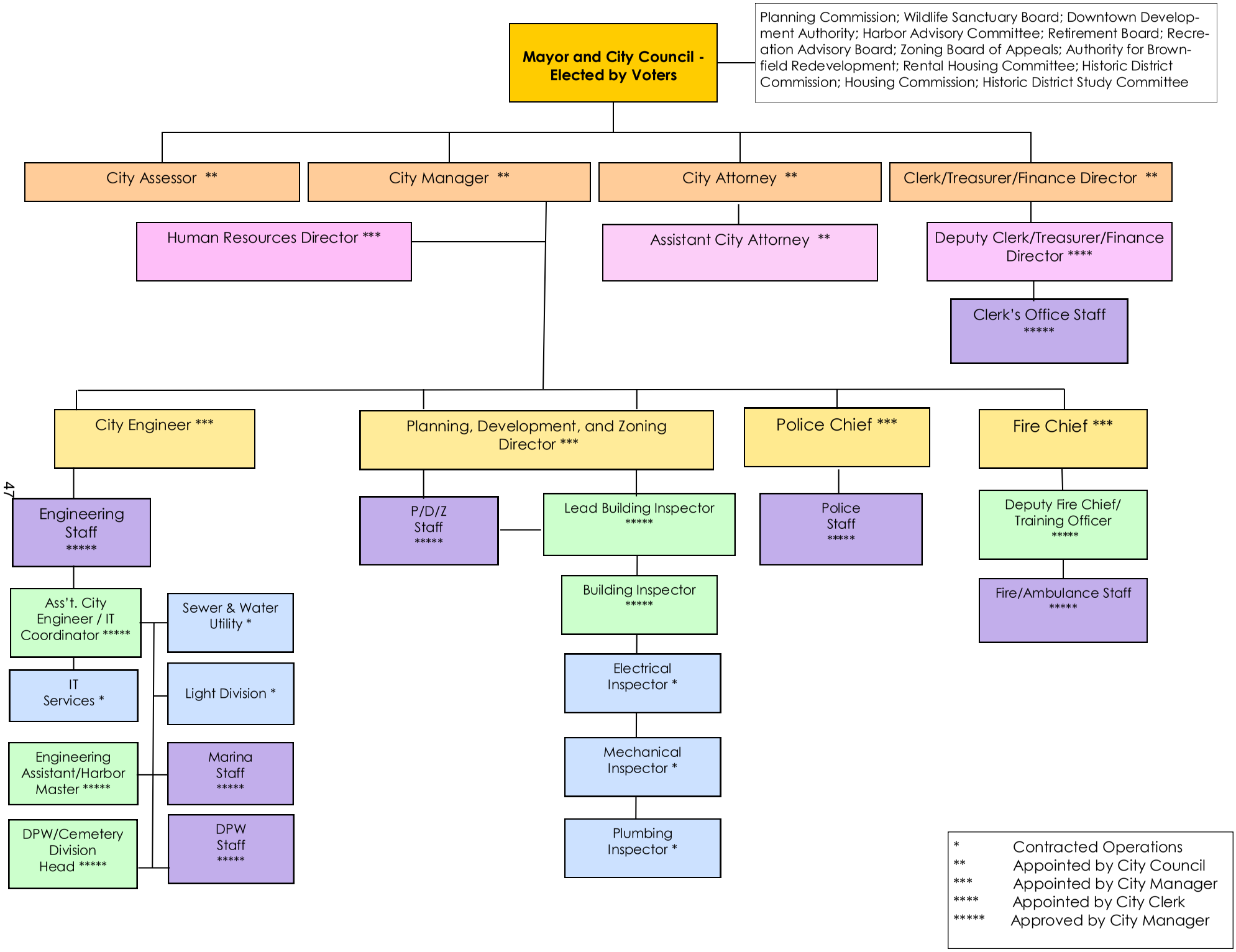
Mayor and City Council - Elected by Voters
Planning Commission; Wildlife Sanctuary Board; Downtown Development Authority; Harbor Advisory Committee; Retirement Board; Recreation Advisory Board; Zoning Board of Appeals; Authority for Brownfield Redevelopment; Rental Housing Committee; Historic District Commission; Housing Commission; Historic District Study Committee
City Assessor **
City Manager **
City Attorney **
Clerk/Treasurer/Finance Director **
Human Resources Director ***
Assistant City Attorney **
Deputy Clerk/Treasurer/Finance Director ****
Clerk's Office Staff *****
City Engineer ***
Planning, Development, and Zoning Director ***
Police Chief ***
Fire Chief ***
Engineering Staff *****
P/D/Z Staff *****
Lead Building Inspector *****
Police Staff *****
Deputy Fire Chief/ Training Officer *****
Fire/Ambulance Staff *****
Ass't. City Engineer / IT Coordinator *****
Sewer & Water Utility *
IT Services *
Light Division *
Engineering Assistant/Harbor Master *****
Marina Staff *****
DPW/Cemetery Division Head *****
DPW Staff *****
Building Inspector *****
Electrical Inspector *
Mechanical Inspector *
Plumbing Inspector *
* Contracted Operations
** Appointed by City Council
*** Appointed by City Manager
**** Appointed by City Clerk
***** Approved by City Manager

FY 2021-2022

CITY OF ALPENA

CLASSIFICATION AND COMPENSATION STRUCTURE

PAY GRADE	CLASSIFICATION	1	2	3	4	5	6	7
1	Building Inspector	40,449	42,473	44,496	46,524	48,546	50,558	52,593
2	Lead Building Inspector Assistant Building Official *Vacant*	47,585	50,180	52,769	55,354	57,944	60,540	63,118
3	PW /Cemetery Div Head HR Director Engineering Asst./Harbor Master Building Div. Head *Vacant*	53,005	55,962	58,921	61,873	64,826	67,792	70,739
4	Assessor *Vacant* Asst City Engineer Dep Clerk/Treas/FD Planning, Dev, Zone Dir Deputy Chief/Training	56,689	59,995	63,344	66,609	69,920	73,223	76,532
5	Fire Chief Police Chief	64,232	68,512	72,794	77,078	81,572	85,644	89,925
6	City Engineer Clerk/Treasurer/FD	69,604	74,246	78,885	83,528	88,171	92,811	97,447
	City Attorney							64,311
	City Manager							98,838

Notes:

1) Classification 1 -7, Pay Grades 1-6 represents a 2.0% increase for F/Y 2021 - 2022
2) The City Attorney represents a 2.0% increase
3) City Manager represents a 2.0% increase per the Manager Contract
4) Deputy Clerk to Step 5, City Clerk to Step 5, Building Inspector to Step 5
5) Assessor position remains vacant

Additional Notes

1) Employees will pay no less than 20% of their health insurance premium
2) Employees will be able to choose from three different BCN plans for health insurance
3) Employees contribute to their respective DC or DB plans based on the Administrative Benefit Summary

CITY COUNCIL COMPENSATION

2021 ANNUAL SALARIES:

MAYOR	8,000.00
COUNCIL MEMBERS	6,000.00

The Compensation Committee meets once every two years with their last meeting in December of 2019. In December of 2013, they recommended a base pay for the Mayor and Council to include all meetings attended except the Board of Review

COMMITTEES/BOARDS:

D.A.R.E. BOARD
HUNT BOARD
TARGET ALPENA
DOWNTOWN DEVELOPMENT AUTHORITY (DDA) AND/OR COMMITTEES
ALPENA AUTHORITY FOR BROWNFIELD REDEVELOPMENT (AABR)
NEMCOG REGIONAL ECONOMIC DEV ADVISORY COMM (REDAC)
TBNMS SANCTUARY ADVISORY COUNCIL (SAC)
HISTORIC DISTRICT COMMISSION
PARK FOUNDATION
ALP CO CENTRAL DISPATCH POLICY & PROCEDURES COMM
CITY PROPERTY COMMITTEE
IG AIR/WATER QUALITY COMMITTEE
IG ROADS
IG COMMUNICATIONS
IG PUBLIC SAFETY
IG RECYCLING COMMITTEE
ELECTION COMMISSION
PERSONNEL COMMITTEE (ADHOC)
MEDICAL MARIJUANA COMMITTEE
MICHIGAN ARTS CULTURE NORTHEAST (MACNE)
BOARD OF REVIEW
VISIONING AND GOAL SETTING, INCLUDING COMMITTEES
INTERGOVERNMENTAL COUNCIL (IGC)
JAIL COMMITTEE
RETIREMENT BOARD
JOINT LAND USE STUDY POLICY COMMITTEE
ART VISION ALPENA
HURON HUMANE SOCIETY

BOARD OF REVIEW:

MEETINGS LESS THAN 1 HOUR = $10
MEETINGS 1 HOUR OR GREATER = $30
MEETINGS 3 HOURS OR GREATER = $60
MEETINGS 6 HOURS OR GREATER = $90

EMPLOYEE WAGES BY DEPARTMENT
FOR FISCAL YEAR BEGINNING 07/01/2021

FIRE	
JOB CLASSIFICATION	***RATE PER HOUR***
FIRE FIGHTER-EMERGENCY MEDICAL TECHNICIANS (Start)	12.24
FIRE FIGHTER-EMERGENCY MEDICAL TECHNICIANS (After 18 Months)	13.77
FIRE FIGHTER-EMERGENCY MEDICAL TECHNICIANS (After 3 Years)	15.30
FIRE FIGHTER/PARAMEDIC (Start)	15.76
FIRE FIGHTER/PARAMEDIC (After 18 Months)	16.65
FIRE FIGHTER/PARAMEDIC (After 3 Years)	17.52
LIEUTENANT	18.48
CAPTAIN	19.21
CRR OFFICER	26.35

CLERICAL	
JOB CLASSIFICATION	***RATE PER HOUR***
ACCOUNT/PAYROLL/ PUBLIC SAFETY CLERK (Start)	17.50
ACCOUNT/PAYROLL/ PUBLIC SAFETY CLERK (1Year)	18.64
ACCOUNT/PAYROLL/PUBLIC SAFETY CLERK (3 Years)	19.77
ADMINISTRATIVE ASSISTANT (Start)	16.65
ADMINISTRATIVE ASSISTANT (1 Year)	17.75
ADMINISTRATIVE ASSISTANT (3 Years)	18.83
OFFICE CLERK (Start)	15.70
OFFICE CLERK (1 Year)	16.87
OFFICE CLERK (3 Years)	17.92

PUBLIC WORKS	
JOB CLASSIFICATION	***RATE PER HOUR***
TECHINICIAN III (START)	16.42
TECHINICIAN II	19.04
TECHNICIAN I	19.71
LEAD MECHANIC	20.81

POLICE	
POLICE COMMAND	
JOB CLASSIFICATION	***RATE PER HOUR***
SERGEANT	29.36
LIEUTENANT	30.20
POLICE PATROL	
JOB CLASSIFICATION	***RATE PER HOUR***
POLICE OFFICER (Start)	20.18
POLICE OFFICER (6 Months)	21.29
POLICE OFFICER (1 Year)	22.14
POLICE OFFICER (3 Years)	26.67

GENERAL FUND

The function of the General Fund is to record all revenues and expenditures of the City which are not accounted for in other funds. The General Fund receives money from many sources which are used to finance a wide range of City activities.

The 2021-2022 General Fund revenues are for the most part projected based on historical trending. State shared revenues are projections received from the State of Michigan. Property tax revenues are based on projections from the City Assessor of taxable values.

The major areas that are financed by the General Fund are police, ambulance and fire protection, information technology, public works, City administration, parks, recreation, cemetery, lights, and other public services.

GENERAL FUND SUMMARY

DEPARTMENTS	DESCRIPTION	19-20 ACTUAL	20-21 EST. CURRENT	21-22 BUDGET	22-23 PROJECTED
GENERAL FUND REVENUES					
General Government		6,194,302	5,662,033	5,660,626	5,694,365
City Hall		728,423	700,975	712,170	732,467
I. T.		55,704	218,612	343,533	348,498
Cemetery		71,367	68,685	60,480	60,480
Police		192,456	87,290	154,400	148,260
Fire/EMS		2,762,117	2,754,830	3,069,758	2,744,659
Public Works		261,085	336,063	272,996	280,394
Light Department		3,680	18,925	1,000	1,000
Parks and Recreation		76,666	5,350	256,350	306,350
TOTAL GENERAL FUND REVENUES		**10,345,800**	**9,852,763**	**10,531,313**	**10,316,473**
GENERAL FUND EXPENDITURES					
City Hall		1,562,456	1,433,850	1,453,089	1,525,182
I. T.		255,833	339,183	339,148	339,922
Building Authority		119,470	112,851	112,443	110,318
Cemetery		141,249	136,401	162,773	257,789
Police		2,059,325	2,171,357	2,389,366	2,387,411
Fire/EMS		4,046,076	3,952,899	3,997,483	4,048,403
Public Works		692,547	833,401	811,613	959,346
Light Department		153,284	155,588	256,658	306,816
Parks and Recreation		481,605	445,000	861,736	1,411,192
TOTAL GENERAL FUND EXPENDITURES		**9,511,845**	**9,580,530**	**10,384,309**	**11,346,379**

OTHER FINANCING USES-INTERFUND TRANSFERS (OUT)	247,504	379,471	380,568	754,283
TOTAL GENERAL FUND EXPENDITURES AND OTHER USES	9,759,349	9,960,001	10,764,877	12,100,662

GENERAL FUND

PROJECTED FUND BALANCE			
BUDGETED NET OF REVENUES (EXPENDITURES)	6/30/2022	$	(233,564)
CURRENT EST. OPERATING SURPLUS (DEFICIT)	6/30/2021	$	(107,238)
FUND BALANCE FROM PRIOR YEAR	6/30/2020	$	3,332,653
FUND BALANCE		$	2,991,851
ASSIGNED			
FIBER OPTIC MAINTENANCE		$	33,047
RIVER CENTER		$	55,000
MICH-E-KE-WIS UPGRADES		$	5,000
SHORELINE EROSION		$	5,000
UNASSIGNED			
PROJECTED UNASSIGNED FUND BALANCE AT FISCAL YEAR END 2021-22		$	2,893,804
PROJECTED UNASSIGNED FUND BALANCE PERCENTAGE AT FISCAL YEAR END 2021-22			26.88%
PROJECTED TOTAL FUND BALANCE		$	2,991,851
PROJECTED TOTAL FUND BALANCE PERCENTAGE AT FISCAL YEAR END 2021-22			27.79%

GENERAL GOVERNMENT

DEPARTMENTS	DESCRIPTION	19-20 ACTUAL	20-21 EST. CURRENT	21-22 BUDGET	22-23 PROJECTED
	Fund 101 - GENERAL FUND				
	REVENUES				
101-000-402.000	CURRENT REAL PROPERTY TAXES	3,374,179	3,391,938	3,420,000	3,440,000
101-000-410.000	CURRENT PERSONAL PROP TAX	307,520	368,000	369,000	369,000
101-000-412.000	DELINQUENT TAXES	2,781	2,000	5,000	5,000
101-000-437.000	FACILITIES TAX	1,365	4,945	3,400	3,400
101-000-439.000	PAYMENT IN LIEU OF TAXES	40,977	42,000	42,000	42,000
101-000-445.000	INTEREST & PENALTIES	40,534	42,026	40,000	40,000
101-000-446.000	DELQ PERS PROP ADMIN FEE	3	0	0	0
101-000-447.000	PROPERTY TAX ADMIN FEE	108,522	113,519	114,000	114,000
101-000-528.000	FEDERAL GRANTS - OTHER	0	143,239	0	0
101-000-573.000	LOCAL COMM STAB SHARE	665,003	308,819	350,000	350,000
101-000-576.000	SALES TAX/REVENUE SHARING	1,302,756	1,236,578	1,306,261	1,320,000
101-000-665.000	INVESTMENT INCOME	26,263	8,000	10,000	10,000
101-000-666.000	INVESTMENTS-CHANGE IN VAL	74,247	1,000	1,000	1,000
101-000-694.000	CASH OVER & SHORT	(35)	(31)	(35)	(35)
101-000-699.005	FR BUD STABLIZATION FUND	187	0	0	0
101-000-699.016	FR BUILDING INSPECTION	250,000	0	0	0
TOTAL REVENUES		**6,194,302**	**5,662,033**	**5,660,626**	**5,694,365**

CITY HALL

The City Hall category of the General Fund accounts for the activities of the following offices: City Manager, City Clerk/Treasurer/Finance Director, City Planner, City Assessor, Information Technology and Engineering Department. In addition, other non-specific public services and miscellaneous costs are charged to the General category.

Capital Outlay and Major Projects

Interior Rehab	101-170-970.050	$	5,000
Public Art	101-170-888.000		5,000
Convert Existing Light Fixtures	101-170-970.050		8,000
TOTAL CITY HALL		**$**	**18,000**

DEPARTMENTS	DESCRIPTION	19-20 ACTUAL	20-21 EST. CURRENT	21-22 BUDGET	22-23 PROJECTED
		GENERAL			
		REVENUES			
101-001-451.100	BUSINESS LIC/PER	1,850	10,700	2,000	2,000
101-001-476.000	PLANNING & ZONING FEES	8,209	6,500	9,500	9,500
101-001-607.100	CHARGES - RENTAL INSPECT	40,730	0	0	0
101-001-629.000	WATER FUND	222,923	229,611	236,499	243,594
101-001-630.000	SEWAGE FUND	222,924	229,611	236,499	243,594
101-001-632.000	EQUIP FUND - ADMIN SERV	83,766	86,279	88,867	91,533
101-001-632.200	STORES FUND - ADMIN SERV	67,504	69,529	71,615	73,763
101-001-632.300	DDA FUND - ADMIN SERV	4,295	4,423	4,556	4,693
101-001-634.000	RETIRE FUND - ADMIN SERV	36,323	37,412	38,534	39,690
101-001-635.000	COPIES - GENERAL	110	100	100	100
101-001-676.000	INSURANCE REIMBURSEMENTS	2,244	2,810	0	0
101-001-676.100	OTHER REIMBURSEMENTS	24,557	12,000	12,000	12,000
101-001-677.000	MISCELLANEOUS	12,988	12,000	12,000	12,000
TOTAL REVENUES		**728,423**	**700,975**	**712,170**	**732,467**

DEPARTMENTS	DESCRIPTION	19-20 ACTUAL	20-21 EST. CURRENT	21-22 BUDGET	22-23 PROJECTED
		EXPENDITURES			
101-170-701.000	SALARIES & WAGES	756,880	630,000	655,071	670,033
101-170-701.200	SAL & WAGES - COVID-19	0	2,857	0	0
101-170-705.050	RETIREE HEALTH CARE-OPEB	50,738	36,263	39,305	40,202
101-170-705.097	HSA CONTRIBUTION	16,580	18,100	20,558	20,558
101-170-705.100	HEALTH INSURANCE	95,375	84,803	100,051	110,056
101-170-705.200	DENTAL INSURANCE	6,536	7,371	7,847	8,239
101-170-705.300	LIFE INSURANCE	1,210	1,031	920	920
101-170-705.400	FICA	56,270	48,195	50,113	51,258
101-170-705.500	RETIREMENT	101,957	82,600	81,735	82,000
101-170-705.550	RETIREMENT - DEF CONT	13,174	14,807	17,984	19,000
101-170-705.600	UNIFORMS	148	0	300	300
101-170-705.900	LONG TERM DISABILITY	3,294	2,665	2,821	2,821
101-170-712.000	INSURANCE OPT-OUT	5,899	5,756	5,728	5,728
101-170-714.000	LONGEVITY	750	375	0	0
101-170-726.000	SUPPLIES	39,324	58,000	42,000	43,000
101-170-730.000	DURABLE GOODS	0	0	0	4,000
101-170-731.000	DEFERRED COMP CITY CONTRIBUT	26,992	11,527	13,968	14,247
101-170-800.000	PROF & CONTRACTUAL	103,367	115,000	117,300	119,650
101-170-800.001	CONT - HUMANE SOCIETY	20,000	20,000	20,000	20,000
101-170-800.003	CONT - AUDITORS	13,301	13,000	13,500	14,000
101-170-800.005	CONT - MML	6,278	6,397	6,526	6,655
101-170-803.001	COMPUTER ADMIN SERVICES	0	39,577	62,012	57,885
101-170-805.001	CONT - CITY HALL JANITOR	13,679	13,675	13,950	14,230
101-170-841.002	CHARGES - SOFTWARE SERVICES	714	561	0	0
101-170-860.000	CONTINUING EDUCATION	10,830	10,000	14,000	14,000
101-170-880.000	COMMUNITY PROMOTION	18,184	13,000	15,000	40,000
101-170-880.100	ALPENA TARGET 2000	40,000	40,000	40,000	40,000
101-170-910.000	INSURANCE & BONDS	8,251	9,000	9,000	9,000
101-170-920.000	UTILITIES	31,066	33,000	33,000	33,000
101-170-931.000	REPAIRS & MAINTENANCE	12,127	20,000	20,000	20,000
101-170-943.000	EQUIPMENT RENT	7,795	7,200	7,400	7,400
101-170-956.000	MISCELLANEOUS	50,458	30,000	30,000	30,000
101-170-970.000	CAPITAL OUTLAY	0	6,148	0	0
101-170-970.050	CAP - BLDG MAINT	50,279	42,692	13,000	27,000
101-170-992.000	EQUIP FUND ADVANCE - PRIN	0	10,000	0	0
101-170-996.000	EQUIP FUND ADVANCE - INT	1,000	250	0	0
TOTAL EXPENDITURES		**1,562,456**	**1,433,850**	**1,453,089**	**1,525,182**

INFORMATION TECHNOLOGY DEPARTMENT

Beginning in 2009, the City contracted with Alpena County to provide technology services to the City and the Agreement has been extended and is in place until June 30, 2025. The agreement provides for Alpena County I. T. personnel to oversee the operations of the City of Alpena network and infrastructure while equipment and supply purchases will be handled through the City's general fund.

The I.T. budget pays for all computers, printers, and other computer related devices as determined at time of purchase as being applicable for acquisition through this department. The fund also provides all printer supplies, computer related equipment, cables, etc. as needed and warranted by the departments. This is the seventh year of developing a budget for the I.T. Department within the general fund and will be refined as the year progresses and as needed.

In 2021-2022, the City will replace the aging copier at City Hall, purchase two ruggedized tablets for Police cars, replace several tablets for the Fire Department, add a server for virtualization,. The regular I.T. budget expenditures will also include the necessary software licensing fees, toner, ink, and other consumables as well as miscellaneous supplies throughout the year in addition to the following projects:

Capital Outlay and Major Projects

City Hall Copier	101-228-816.000	$	12,000
Police-Tablets/Mobile Date Ant for Vehicles	101-228-730.300		8,000
Police-In Car Cameras	101-228-983.002		13,000
Server for Virtualization	101-228-983.000		8,000
Security Cameras	101-228-730.000		5,000
PSF-DVR and Security Cameras	101-228-730.000		6,000
"Wired City" Infrastructure Upgrades	101-228-983.003		5,000
"Wireless City" Infrastructure Upgrades	101-228-983.004		2,000
TOTAL INFORMATION TECHNOLOGY		**$**	**59,000**

DEPARTMENTS	DESCRIPTION	19-20 ACTUAL	20-21 EST. CURRENT	21-22 BUDGET	22-23 PROJECTED
	INFORMATION TECHNOLOGY DEPARTMENT				
	REVENUES				
101-010-632.600	COMPUTER ADMIN SERV	7,140	164,900	288,372	291,852
101-010-641.100	RENT - FIBER/INTERNAL	46,664	48,057	49,506	50,991
101-010-641.102	RENT - FIBER/EXTERNAL	0	3,655	3,655	3,655
101-010-677.000	MISCELLANEOUS	1,900	2,000	2,000	2,000
TOTAL REVENUES		**55,704**	**218,612**	**343,533**	**348,498**

DEPARTMENTS	DESCRIPTION	19-20 ACTUAL	20-21 EST. CURRENT	21-22 BUDGET	22-23 PROJECTED
	EXPENDITURES				
101-228-701.000	SALARIES & WAGES	22,240	21,555	19,003	20,375
101-228-705.050	RETIREE HEALTH CARE-OPEB	1,548	1,351	1,140	1,222
101-228-705.097	HSA CONTRIBUTION	747	894	894	894
101-228-705.100	HEALTH INSURANCE	3,491	3,690	3,942	4,336
101-228-705.200	DENTAL INSURANCE	384	441	437	459
101-228-705.300	LIFE INSURANCE	37	37	37	37
101-228-705.400	FICA	1,667	1,722	1,454	1,559
101-228-705.500	RETIREMENT	5,858	5,854	6,187	0
101-228-705.550	RETIREMENT - DEF CONT	0	0	828	1,200
101-228-705.900	LONG TERM DISABILITY	125	125	126	126
101-228-726.300	SUPPLIES - OFFICE EQUIP	12,896	45,000	27,000	27,000
101-228-730.300	DURABLE GOODS - OFFICE	13,614	4,000	19,000	14,000
101-228-731.000	DEFERRED COMP CITY CONTRI	891	909	0	951
101-228-816.000	PROF & CONT - OFFICE	96,522	109,000	100,500	102,500
101-228-910.100	INSURANCE - OFFICE	4,643	4,886	5,032	5,183
101-228-920.000	UTILITIES	1,959	2,100	0	0
101-228-933.300	MAINT - OFFICE	86,180	100,000	110,000	115,000
101-228-954.000	OFFICE RENT	416	832	416	428
101-228-956.300	MISCELLANEOUS - OFFICE	500	1,448	1,500	1,500
101-228-964.001	REFUNDS AND REBATES - COUNTY FIBER OPTIC	0	1,652	1,652	1,652
101-228-983.000	CAP - EQUIPMENT	2,115	15,000	20,000	28,000
101-228-983.002	CAP - OFFICE-EQUIPMENT	0	18,687	13,000	6,500
101-228-983.003	CAP - WIRED CITY	0	0	5,000	5,000
101-228-983.004	CAP - WIRELESS CITY	0	0	2,000	2,000
TOTAL EXPENDITURES		**255,833**	**339,183**	**339,148**	**339,922**

BUILDING AUTHORITY

The City entered into a lease with the Building Authority on July 5, 2001, for an amount not to exceed $400,000. This 15-year loan was used to purchase the Lakeside Motel, demolish it and transform the property into a park area at Starlite Beach. The Alpena Rotary Club donated and built playground equipment in 2005. In 2011, a pavilion and new restrooms were installed on the property. The loan was paid off in the 2016-17 fiscal year.

The City entered into a lease with the Building Authority in 2004 for $1,800,000. This 25-year loan was used to build a new Department of Public Works Building. The Equipment Fund made the annual payments until fiscal year 2015-16. At that point, the Public Safety Building loan was retired and the General Fund began making the payments on the Department of Public Works Building.

GL NUMBER	DESCRIPTION	19-20 ACTUAL	20-21 EST. CURRENT	21-22 BUDGET	22-23 PROJECTED
	BUILDING AUTHORITY				
	EXPENDITURES				
101-261-831.001	LEASE - DPW BLDG	119,470	112,851	112,443	110,318
TOTAL EXPENDITURES		**119,470**	**112,851**	**112,443**	**110,318**

CEMETERY

Alpena's Evergreen Cemetery contains 61 acres and has been an active and operating cemetery for approximately 155 years. During that period, since 1865, there have been approximately 19,000 burials. In addition to maintaining and operating the Evergreen Cemetery, the City's cemetery division also maintains the privately owned Hebrew and Grace Lutheran cemeteries.

The cemetery portion of the General Fund accounts for the operation of Evergreen Cemetery, utilizing a Technician I Department of Public Works employee. Programmed into the cemetery budget are funds for hiring three part-time summer college students for up to 15 weeks. The cemetery is partially funded by the sale of lots, burials, and interest earnings from the Perpetual Lot Care Fund. By City ordinance, twenty-five percent (25%) of the funds collected from the sale of each lot are credited to the Perpetual Care Fund, which has a balance, as of June 30, 2020 of $984,434.

Capital Outlay and Major Projects

Bathroom Renovations - Garage	101-276-971.000	$	5,000
Road Resurfacing	101-276-971.001		10,000
TOTAL CEMETERY		**$**	**15,000**

DEPARTMENTS	DESCRIPTION	19-20 ACTUAL	20-21 EST. CURRENT	21-22 BUDGET	22-23 PROJECTED
	CEMETERY				
	REVENUES				
101-002-627.000	CEM - MISCELLANEOUS	1,049	980	980	980
101-002-627.100	CEM - MONUMENT PERMITS	2,860	2,600	2,800	2,800
101-002-627.200	CEM - GOVERNMENT MARKERS	1,540	1,020	1,200	1,200
101-002-627.300	BURIALS	42,345	44,960	43,000	43,000
101-002-638.000	PERP LOT CARE FUND-MAINT	15,117	3,825	2,500	2,500
101-002-642.001	SALES - CEMETERY LOTS	8,456	15,300	10,000	10,000
101-002-677.000	MISCELLANEOUS	0	0	0	0
TOTAL REVENUES		**71,367**	**68,685**	**60,480**	**60,480**
	EXPENDITURES				
101-276-701.000	SALARIES & WAGES	60,030	60,000	61,200	62,425
101-276-701.200	SAL & WAGES-COVID-19	0	606	0	0
101-276-705.050	RETIREE HEALTH CARE-OPEB	4,734	4,159	3,672	3,746
101-276-705.097	HSA CONTRIBUTION	1,227	1,950	1,950	2,000
101-276-705.100	HEALTH INSURANCE	5,810	6,295	6,427	7,070
101-276-705.200	DENTAL INSURANCE	1,402	1,560	1,612	1,693
101-276-705.300	LIFE INSURANCE	101	104	95	100
101-276-705.400	FICA	4,412	4,945	4,682	4,776

DEPARTMENTS	DESCRIPTION	19-20 ACTUAL	20-21 EST. CURRENT	21-22 BUDGET	22-23 PROJECTED
101-276-705.500	RETIREMENT	13,875	13,991	14,504	15,000
101-276-705.550	RETIREMENT - DEF CONT	0	546	464	473
101-276-705.600	UNIFORMS	346	839	700	700
101-276-705.900	LONG TERM DISABILITY	275	287	281	281
101-276-712.000	INSURANCE OPT-OUT	0	0	309	309
101-276-726.000	SUPPLIES	2,369	2,600	3,000	3,000
101-276-731.000	DEFERRED COMP CITY CONTRIBUT	1,529	1,011	1,226	1,251
101-276-801.000	PROF & CONTRACTUAL	280	250	250	250
101-276-803.001	COMPUTER ADMIN SERVICES	0	1,598	2,743	0
101-276-860.000	CONTINUING EDUCATION	0	0	250	250
101-276-910.000	INSURANCE & BONDS	3,804	2,608	3,000	3,000
101-276-920.000	UTILITIES	7,243	7,200	9,000	9,000
101-276-931.000	REPAIRS & MAINTENANCE	3,698	8,500	10,000	10,000
101-276-943.000	EQUIPMENT RENT	16,114	15,500	20,500	20,500
101-276-945.000	FIBER OPTIC RENT	1,798	1,852	1,908	1,965
101-276-971.000	CAPITAL OUTLAY	12,202	0	5,000	100,000
101-276-971.001	CAP - ROAD PAVING	0	0	10,000	10,000
TOTAL EXPENDITURES		**141,249**	**136,401**	**162,773**	**257,789**

POLICE

The duty of the Alpena Police Department is to protect life and property within the City of Alpena. This is accomplished through the implementation of routine patrol, emergency response, traffic enforcement, accident investigation, crime prevention and other recognized law enforcement procedures. The department provides 24-hour police protection seven days a week for the citizens of Alpena.

Operating under the direction of the Chief of Police, the department's authorized strength is twenty sworn officers. This includes the Chief, Lieutenant, Detective, four patrol sergeants, ten patrol officers, and three officers assigned to specialized duties. The department also employes two civilian Clerk/Typists and one part-time crossing guard. Currently staffed with eighteen officers, APD is actively recruiting to fill the vacant positions.

Lastly, to accomplish its mission of providing effective and continuous law enforcement services to the citizens and businesses of this community, it is critical that officers are provided with reliable and safe equipment. As such, the Department will continue with the scheduled replacement of patrol vehicles, bulletproof vests, as well as mobile and portable 800MHz radios. Supplemental funding opportunities will be pursued when available.

Capital Outlay and Major Projects

1 Patrol Vehicle with Equipment	101-301-972.002	$	45,000
1 Mobile Radio for Patrol Vehicle	101-301-972.003		5,100
22 Replacement Portable Radios	101-301-972.003		66,000
20 Replacement Bulletproof Vests	101-301-705.600		20,000
Radar Traffic Trailer	101-301-972.001		16,785
New Controls on Ice Melt	101-301-730.000		2,000
Replace Parking Lot Lights	101-301-730.000		3,000
TOTAL POLICE		**$**	**157,885**

DEPARTMENTS	DESCRIPTION	19-20 ACTUAL	20-21 EST. CURRENT	21-22 BUDGET	22-23 PROJECTED
	POLICE				
	REVENUES				
101-003-453.000	LIQUOR LICENSES	24,204	11,500	11,000	11,000
101-003-453.100	LIQUOR LICENSES-LOCAL	500	250	0	0
101-003-505.100	GRTS - POLICE TRAINING	2,670	1,500	2,000	2,000
101-003-530.003	GRTS - FEDERAL	21,000	0	10,000	0
101-003-582.101	GRTS-DARE	11,000	0	0	0
101-003-582.200	GRTS - SCH LIAS LOC SHARE	87,592	42,500	90,000	93,000
101-003-635.100	COPIES - POLICE	2,339	1,500	2,000	2,000
101-003-646.000	SCRAP & SALVAGE SALES	0	240	100	250
101-003-656.000	PARKING	6,710	4,800	4,500	4,500
101-003-657.000	DISTRICT COURT	11,335	6,000	9,000	9,000
101-003-676.100	OTHER REIMBURSEMENTS	15,094	10,000	17,000	17,510

DEPARTMENTS	DESCRIPTION	19-20 ACTUAL	20-21 EST. CURRENT	21-22 BUDGET	22-23 PROJECTED
101-003-677.000	MISCELLANEOUS	10,012	9,000	8,800	9,000
TOTAL REVENUES		**192,456**	**87,290**	**154,400**	**148,260**
		EXPENDITURES			
101-301-701.000	SALARIES & WAGES	1,207,561	1,225,000	1,308,600	1,347,858
101-301-701.100	SALARIES & WAGES - DRE CALL	308	400	0	0
101-301-701.200	SAL & WAGES-COVID-19	275	15,000	0	0
101-301-705.050	RETIREE HEALTH CARE-OPEB	99,445	85,217	78,516	80,871
101-301-705.097	HSA CONTRIBUTION	30,418	35,000	36,849	36,849
101-301-705.100	HEALTH INSURANCE	132,248	126,000	140,462	154,508
101-301-705.200	DENTAL INSURANCE	16,900	15,664	18,502	19,427
101-301-705.300	LIFE INSURANCE	2,338	2,120	2,256	2,256
101-301-705.400	FICA	20,794	20,594	18,975	19,544
101-301-705.500	RETIREMENT	244,075	263,175	278,479	295,188
101-301-705.510	RETIREMENT - CIVILIANS	10,483	10,337	10,857	11,508
101-301-705.550	RETIREMENT - DEF CONT	27	134	135	143
101-301-705.600	UNIFORMS	7,779	10,000	28,000	9,000
101-301-705.700	UNEMPLOYMENT	998	1,100	1,400	1,442
101-301-705.900	LONG TERM DISABILITY	2,004	1,956	2,176	2,176
101-301-712.000	INSURANCE OPT-OUT	18,000	15,051	12,000	12,000
101-301-714.000	LONGEVITY	26,045	24,879	16,498	16,993
101-301-726.000	SUPPLIES	11,099	12,750	15,750	12,750
101-301-730.000	DURABLE GOODS	5,757	10,968	5,000	3,600
101-301-731.000	DEFERRED COMP CITY CONTRIBUT	24,529	29,970	31,757	32,710
101-301-802.000	PROF & CONTRACTUAL	4,201	7,000	5,000	7,000
101-301-802.002	CONT - HUNT TEAM	8,000	8,000	8,000	8,000
101-301-803.001	COMPUTER ADMIN SERVICES	0	51,280	79,069	77,488
101-301-860.000	CONTINUING EDUCATION	859	3,000	7,500	3,000
101-301-860.100	TRAINING FUNDS - LOCAL	2,743	3,500	3,500	3,500
101-301-860.101	TRAINING FUNDS - 302	741	2,800	2,800	3,000
101-301-910.000	INSURANCE & BONDS	43,247	49,651	42,000	42,000
101-301-920.000	UTILITIES	36,686	42,260	45,000	46,200
101-301-931.000	REPAIRS & MAINTENANCE	29,887	26,000	35,000	36,750
101-301-931.001	EXPENSE FOR EQUIP MAINT	0	8	0	0
101-301-931.200	BUILDING MAINTENANCE	17,062	22,743	16,000	18,000
101-301-943.000	EQUIPMENT RENT	1,309	800	1,900	1,900
101-301-956.000	MISCELLANEOUS	3,562	4,000	4,500	4,500
101-301-972.001	CAPITAL OUTLAY	0	0	16,785	0
101-301-972.002	CAP - VEHICLES	44,553	45,000	45,000	47,250
101-301-972.003	CAP - RADIO COMM	0	0	71,100	0
101-301-972.050	CAP - BLDG MAINT	5,392	0	0	30,000
TOTAL EXPENDITURES		**2,059,325**	**2,171,357**	**2,389,366**	**2,387,411**

FIRE/EMS

The Alpena Fire Department is an all-hazards emergency service, providing the citizens of the community with fire suppression, hazardous situation mitigation, specialized rescue, arson investigation, and comprehensive Community Risk Reduction (CRR) services. Under an interlocal agreement with Alpena County, the department provides Advanced Life Support ambulance response and transport for the City and also the townships of Alpena, Green, Long Rapids, Maple Ridge, Ossineke, Sanborn, Wellington, and Wilson. We also serve portions of Presque Isle Township and intercept with Basic Life Support responders in East Grand Lake. Another interlocal agreement provides a non-transporting advanced life support ("echo") unit weekdays in Long Rapids, Green, Wilson and Maple Ridge Townships to augment first responder coverage there.

All AFD personnel are licensed paramedics and are ACLS and PALS certified, thus providing the highest level of care available outside of a hospital. All fire and EMS services are provided by the same cross-trained employees, giving taxpayers the best possible value for their investment.

The Fire Department's authorized strength is thirty (30) full time employees, including a Fire Chief, a Deputy Chief/Training Officer, a Community Risk Reduction Captain, three shift Captains, three Lieutenants and twenty-one (21) Firefighter-Paramedics. We are currently one short and are actively recruiting. We share the cost of two full-time clerical staff with the Police Department. The personnel are divided into three shifts with each shift working twenty-four hours on duty and having the next forty-eight hours off-duty. The Fire Department and its integral EMS service operate under the direction of the Fire Chief.

In 2011, AFD implemented a Mobile Intensive Care Unit program whereby our firefighter-paramedics transport critically ill or injured patients from the Alpena hospital to larger, more distant medical centers for specialized care. We operate two specially equipped MICU ambulances and have 8 CCEMTP paramedics with additional critical care training and certification.

A five-year management contract with Presque Isle Township was allowed to expire in 2021, when the department was deemed fully staffed, equipped, and capable of operating on its own.

From January 1 to at least June 30, 2021, AFD is staffing the northside Alpena Township station providing fire and EMS service there as they evaluate their next steps after their fire department suffered a staffing crisis in late 2020.

The Alpena Fire Department was the 2018 recipient of the Congressional Fire Service Institutes' Excellence in Fire Based EMS Award, presented in Washington, D.C.

Capital Outlay and Major Projects

800 MHz Radio Replacement (multi-year)	101-336-973.001	$ 7,000
Functional Fitness Equipment	101-336-973.001	15,000
Echo Vehicle Paint	101-336-931.001	6,000
Shipping Containers for Fire Training	101-336-973.001	10,000
Hose and Nozzle/Valve Replacement	101-336-730.000	4,000

Siding Exposed Masonry Walls	101-336-973.050		9,000
New Controls on Ice Melt	101-336-730.000		4,000
New Kitchen Cabinets	101-336-973.050		10,000
TOTAL FIRE/EMS		**$**	**65,000**

DEPARTMENTS	DESCRIPTION	19-20 ACTUAL	20-21 EST. CURRENT	21-22 BUDGET	22-23 PROJECTED
		FIRE/EMS			
		REVENUES			
101-004-571.000	STATE FAC FIRE PROTECTION	30,573	67,090	17,500	17,500
101-004-582.000	COUNTY - AMB SERVICE	740,795	844,065	940,000	940,000
101-004-582.001	COUNTY - AMB EQUIPMENT	46,692	8,625	8,500	8,500
101-004-582.002	COUNTY - AMB VEHICLE	159,000	0	200,000	0
101-004-582.020	TWP - ECHO	30,900	30,900	30,900	30,900
101-004-582.030	TWP - FIRE SERVICES	35,000	151,250	125,000	0
101-004-582.400	GRTS - COUNTY	0	25,000	50,000	50,000
101-004-626.002	EMS EDUCATIONAL TRAINING	4,460	7,800	11,000	11,000
101-004-632.001	EQUIP FUND - ADMIN SERV	12,592	12,969	13,358	13,759
101-004-653.000	FIRE/EMS	1,621,938	1,600,000	1,670,000	1,670,000
101-004-653.100	US HHS CARES ACT	60,275	0	0	0
101-004-673.000	SALE OF ASSETS	0	0	500	0
101-004-675.300	DONATIONS	12,730	3,025	1,000	1,000
101-004-676.000	INSURANCE REIMBURSEMENTS	5,145	2,146	0	0
101-004-677.000	MISCELLANEOUS	2,017	1,960	2,000	2,000
TOTAL REVENUES		**2,762,117**	**2,754,830**	**3,069,758**	**2,744,659**
		EXPENDITURES			
101-336-701.000	SALARIES & WAGES	1,980,687	1,900,000	1,841,000	1,976,760
101-336-701.200	SAL & WAGES-COVID-19	4,804	28,721	0	0
101-336-705.050	RETIREE HEALTH CARE-OPEB	142,170	121,500	110,460	118,606
101-336-705.097	HSA CONTRIBUTION	50,120	60,000	57,265	62,000
101-336-705.100	HEALTH INSURANCE	222,699	222,960	230,326	279,308
101-336-705.200	DENTAL INSURANCE	29,380	31,500	31,240	34,435
101-336-705.300	LIFE INSURANCE	3,583	3,431	3,485	3,730
101-336-705.400	FICA	43,849	40,000	38,000	40,000
101-336-705.500	RETIREMENT	433,226	456,669	524,091	530,000
101-336-705.510	RETIREMENT - CIVILIANS	10,484	10,337	10,857	11,000
101-336-705.550	RETIREMENT - DEF CONT	5,296	5,733	5,848	5,965
101-336-705.600	UNIFORMS	15,951	20,000	17,000	15,400
101-336-705.610	UNIFORMS - TURNOUT GEAR	6,334	10,000	10,000	10,000

DEPARTMENTS	DESCRIPTION	19-20 ACTUAL	20-21 EST. CURRENT	21-22 BUDGET	22-23 PROJECTED
101-336-705.620	UNIFORMS - HELMETS	623	1,857	800	1,000
101-336-705.630	UNIFORMS - JACKETS	0	0	1,100	750
101-336-705.900	LONG TERM DISABILITY	3,242	3,172	3,380	3,555
101-336-712.000	INSURANCE OPT-OUT	27,300	24,300	24,300	24,300
101-336-714.000	LONGEVITY	35,849	37,650	26,000	30,000
101-336-722.001	MEALS - LONG DIST TRANSFER	6,767	8,000	8,000	8,000
101-336-726.000	SUPPLIES	24,138	70,000	24,000	24,000
101-336-726.010	TRAINING OTHERS	2,952	3,432	11,000	11,000
101-336-726.050	SUPPLIES-GENERAL-TRANSFER	0	0	1,000	1,000
101-336-726.400	SUPPLIES - HAZMAT	0	0	5,000	6,000
101-336-726.500	SUPPLIES - AMB.DISPOSABLE	33,167	40,000	50,200	50,200
101-336-726.550	SUPPLIES-DISPOS-TRANSFER	0	0	1,000	1,000
101-336-726.700	SUPPLIES - COVID-19	14,218	43,624	0	0
101-336-730.000	DURABLE GOODS	166,432	0	8,000	14,500
101-336-730.100	DURABLE GOODS (TRANSFER)	0	0	1,000	1,000
101-336-731.000	DEFERRED COMP CITY CONTRIBUT	46,844	50,200	53,000	57,000
101-336-803.000	PROF & CONTRACTUAL	13,175	20,000	20,000	20,000
101-336-803.001	COMPUTER ADMIN SERVICES	0	37,268	67,131	76,894
101-336-804.001	CONT - AMBULANCE BILLING	105,301	90,600	100,000	100,000
101-336-860.000	CONTINUING EDUCATION	10,336	56,000	50,000	40,000
101-336-910.000	INSURANCE & BONDS	76,279	74,564	77,000	80,000
101-336-920.000	UTILITIES	41,332	40,000	41,000	42,000
101-336-931.000	REPAIRS & MAINTENANCE	70,251	70,000	75,000	75,000
101-336-931.001	EXPENSE FOR EQUIP MAINT	0	0	6,000	0
101-336-931.200	BUILDING MAINTENANCE	20,489	26,689	25,000	25,000
101-336-943.000	EQUIPMENT RENT	169,537	170,000	172,000	172,000
101-336-956.000	MISCELLANEOUS	5,607	7,000	16,000	16,000
101-336-973.001	CAPITAL OUTLAY	12,000	20,000	32,000	49,000
101-336-973.050	CAP - BLDG MAINT	5,392	0	19,000	32,000
101-336-974.002	CAP - AMBULANCE	200,982	0	200,000	0
101-336-992.000	EQUIP FUND ADVANCE - PRIN	0	18,000	0	0
101-336-994.000	DPW CONSTR FUND ADV-PRIN	0	126,432	0	0
101-336-996.000	EQUIP FUND ADVANCE - INT	2,080	360	0	0
101-336-997.000	DPW CONSTR FUND ADV-INT	3,200	2,900	0	0
TOTAL EXPENDITURES		**4,046,076**	**3,952,899**	**3,997,483**	**4,048,403**

PUBLIC WORKS

The role of the Public Works Department has evolved towards a more maintenance-oriented approach in order to preserve the infrastructure that is in place rather than build new construction. The main goal of this department is to improve efficiencies on all of the current tasks being performed and to review the cost-effectiveness of current contractual services. Employees received further training on a number of relevant subjects this past year to increase competency in maintenance issues and methods. Other responsibilities overseen by this department include replacement of residential water service lines and sanitary service lines, the residential brush pickup, park and marina maintenance, and street sweeping.

The City Engineering Department oversees the City sidewalk program. This program includes replacement of deficient sidewalk and the installation of new sidewalk.

Capital Outlay and Major Projects

Christmas Decoration Replacement	101-440-975.014	$ 5,000
TOTAL PUBLIC WORKS		**$ 5,000**

DEPARTMENTS	DESCRIPTION	19-20 ACTUAL	20-21 EST. CURRENT	21-22 BUDGET	22-23 PROJECTED
	PUBLIC WORKS				
	REVENUES				
101-006-631.000	EQUIP FUND - GARAGE RENT	195,940	202,182	207,873	214,109
101-006-632.000	EQUIP FUND - ADMIN SERV	36,500	37,596	38,723	39,885
101-006-643.000	SIDEWALKS	5,960	4,000	2,000	2,000
101-006-646.000	SCRAP & SALVAGE SALES	0	465	100	100
101-006-674.000	COMPOST - SALES	1,643	1,700	1,500	1,500
101-006-674.100	COMPOST - LABOR/EQ COST	795	950	800	800
101-006-675.100	FIREWORKS DONATIONS	17,275	26,000	20,000	20,000
101-006-676.100	OTHER REIMBURSEMENTS	0	58,160	0	0
101-006-677.000	MISCELLANEOUS	2,972	5,010	2,000	2,000
TOTAL REVENUES		**261,085**	**336,063**	**272,996**	**280,394**

DEPARTMENTS	DESCRIPTION	19-20 ACTUAL	20-21 EST. CURRENT	21-22 BUDGET	22-23 PROJECTED
		EXPENDITURES			
101-440-701.000	SALARIES & WAGES	226,309	256,757	259,913	265,112
101-440-701.200	SAL & WAGES - COVID-19	1,767	3,380	0	0
101-440-705.050	RETIREE HEALTH CARE-OPEB	12,278	12,683	15,595	15,907
101-440-705.097	HSA CONTRIBUTION	8,270	10,149	10,149	10,149
101-440-705.100	HEALTH INSURANCE	38,094	52,800	52,800	58,080
101-440-705.200	DENTAL INSURANCE	3,921	5,423	5,423	5,700
101-440-705.300	LIFE INSURANCE	440	500	525	550
101-440-705.400	FICA	20,452	19,583	19,883	20,281
101-440-705.500	RETIREMENT	26,546	27,000	27,500	28,000
101-440-705.550	RETIREMENT - DEF CONT	16,894	10,672	11,647	12,650
101-440-705.600	UNIFORMS	5,420	6,200	6,200	6,200
101-440-705.900	LONG TERM DISABILITY	1,288	1,353	1,395	1,435
101-440-712.000	INSURANCE OPT-OUT	6,333	1,890	3,279	3,279
101-440-726.000	SUPPLIES	29,209	34,500	30,000	30,000
101-440-731.000	DEFERRED COMP CITY CONTRI	3,648	8,209	4,170	4,253
101-440-754.001	DURABLE GOODS - RECYCLING	0	56,600	0	0
101-440-803.001	COMPUTER ADMIN SERVICES	0	9,561	16,434	0
101-440-805.000	CONT - MONTHLY PICKUPS	40,200	40,400	42,000	42,000
101-440-805.001	CONT - CITY HALL JANITOR	2,533	2,650	2,700	2,750
101-440-805.002	PROF & CONTRACTUAL	3,242	3,000	3,200	3,200
101-440-860.000	CONTINUING EDUCATION	0	200	800	800
101-440-910.000	INSURANCE & BONDS	8,439	5,800	6,000	6,000
101-440-919.100	RECYCLING MAINTENANCE	0	4,420	0	0
101-440-920.000	UTILITIES	39,013	38,000	40,000	41,000
101-440-931.000	REPAIRS & MAINTENANCE	28,545	44,000	57,000	57,000
101-440-934.000	MAINT - REMOVE UST	0	0	25,000	0
101-440-943.000	EQUIPMENT RENT	139,607	124,000	137,000	137,000
101-440-956.000	MISCELLANEOUS	1,586	0	0	0
101-440-975.000	CAP - NEW SIDEWALKS	0	0	1,000	1,000
101-440-975.001	CAP - REPL SIDEWALKS	28,513	16,000	27,000	27,000
101-440-975.010	CAP - STM SEWERS/PARKING	0	0	0	0
101-440-975.014	CAPITAL OUTLAY	0	14,671	5,000	180,000
101-440-975.015	CAP - RECYCLING	0	23,000	0	0
TOTAL EXPENDITURES		**692,547**	**833,401**	**811,613**	**959,346**

LIGHTS

The Light Division within the Department of Public Works maintains approximately 70 miles of city street lights, traffic signals, pedestrian lights, school zone flashers, and over one mile of Christmas decorations. In addition, this division is responsible for some of the capital improvements to this system.

Repairs and maintenance tasks that require an electrician are carried out through the use of a private electrical contractor. All other maintenance tasks, i.e., painting pedestrian street lights, are performed by the Department of Public Works personnel. This year will see the City target replacing various pedestrian light poles with LED heads or complete replacements. We will also begin the process to install lighting along the bike path in the Washington roadside park.

Capital Outlay and Major Projects

Washington Avenue Roadside Park	101-448-976.000	$	75,000
Pedestrian Light Pole Upgrades	101-448-976.000		20,000
TOTAL LIGHT		**$**	**95,000**

DEPARTMENTS	DESCRIPTION	19-20 ACTUAL	20-21 EST. CURRENT	21-22 BUDGET	22-23 PROJECTED
	LIGHTS				
	REVENUES				
101-007-676.000	INSURANCE REIMBURSEMENTS	5,441	18,925	1,000	1,000
101-007-676.100	OTHER REIMBURSEMENTS	(1,761)	0	0	0
TOTAL REVENUES		**3,680**	**18,925**	**1,000**	**1,000**

DEPARTMENTS	DESCRIPTION	19-20 ACTUAL	20-21 EST. CURRENT	21-22 BUDGET	22-23 PROJECTED
		EXPENDITURES			
101-448-701.000	SALARIES & WAGES	2,973	120	3,791	3,867
101-448-705.050	RETIREE HEALTH CARE-OPEB	983	300	227	232
101-448-705.097	HSA CONTRIBUTION	47	0	158	158
101-448-705.100	HEALTH INSURANCE	131	10	616	678
101-448-705.200	DENTAL INSURANCE	35	1	72	76
101-448-705.300	LIFE INSURANCE	3	0	6	6
101-448-705.400	FICA	190	7	290	296
101-448-705.550	RETIREMENT - DEF CONT	5	95	201	205
101-448-705.600	UNIFORMS	147	153	0	0
101-448-705.900	LONG TERM DISABILITY	8	0	19	19
101-448-712.000	INSURANCE OPT-OUT	0	0	21	21
101-448-726.000	SUPPLIES	1,777	950	2,500	2,500
101-448-731.000	DEFERRED COMP CITY CONTRI	264	24	47	48
101-448-806.000	PROF & CONTRACTUAL	6,879	5,000	1,200	1,200
101-448-910.000	INSURANCE & BONDS	10	3	10	10
101-448-921.000	STREET LIGHT POWER	100,211	95,000	110,000	110,000
101-448-931.000	REPAIRS & MAINTENANCE	38,030	53,425	42,000	42,000
101-448-943.000	EQUIPMENT RENT	1,591	500	500	500
101-448-976.000	CAPITAL OUTLAY	0	0	95,000	145,000
TOTAL EXPENDITURES		**153,284**	**155,588**	**256,658**	**306,816**

PARKS AND RECREATION

The Parks Division maintains approximately 100 acres of land which constitutes the city's park system, approximately 18.5 miles of bike path, and approximately 1-1/2 miles of Lake Huron shoreline. There are seventeen (17) parks within the City of Alpena including, Avery, Bay View, Blair Street, Duck, Eleventh Avenue Boat Launch, Island Park, LaMarre, McRae, Mich-e-ke-wis, North Riverfront, South Riverfront, Starlite Beach, Sytek, Thomson, Washington Avenue, Water Tower, Culligan Plaza and Veterans Memorial.

The department has been given additional maintenance responsibilities to improve City parks to showcase level. Irrigation, landscaping and amenities within and throughout the park system are programmed to facilitate these improvements. The Parks Division's goal is to reduce total maintenance costs while improving the general appearance of all parks.

A long-term goal of the City's Wildlife Sanctuary Board has been the development of an environmental interpretive center. Over the past two years, the Board and its appointed Interpretive Center Oversight Council have worked diligently toward this end. The *River Center* , as it has been christened, will be located in Duck Park along the banks of the Thunder Bay River and the City's Wildlife Sanctuary. The construction schedule for this project has yet to be determined and is dependent on receipt of grant funds.

This year the City will Begin the process to replace the public bathrooms with a new facility in Bay View Park. The City has applied for an MDNR Trust fund grant to assist in funding this. The City has committed $55,000 this fiscal year top complete the design of the facility in anticipation of receiving the grant. The City is also looking to reconstruct Culligan Plaza in the Downtown and has applied for a MDNR Passport grant to assist in funding this project. The City will also look to replace existing playground equipment or install new in the parks system and has budgeted $30,000 for improvements to Duck/Island Park.

Capital Outlay and Major Projects

Bike Parking Improvements - City Properties	101-750-977.027	$	5,000
Public Restroom Improvements	101-750-977.012		55,000
Adopt-A-Park Improvements	101-750-977.027		5,000
River Center	101-750-977.028		10,000
Duck/Island Park Improvements	101-750-977.028		15,000
Culligan Plaza Renovations	101-750-977.027		300,000
TOTAL PARKS AND RECREATIONS		**$**	**390,000**

DEPARTMENTS	DESCRIPTION	19-20 ACTUAL	20-21 EST. CURRENT	21-22 BUDGET	22-23 PROJECTED
	PARKS AND RECREATION				
	REVENUES				
101-008-545.000	STATE GRTS - MISC	0	0	150,000	300,000
101-008-582.500	CONT FROM LOCAL UNITS	56,599	0	0	0

DEPARTMENTS	DESCRIPTION	19-20 ACTUAL	20-21 EST. CURRENT	21-22 BUDGET	22-23 PROJECTED
101-008-667.300	MICH-E-KE-WIS PAVILION	8,000	3,200	4,000	4,000
101-008-667.500	STARLITE PAVILION	800	1,000	750	750
101-008-667.600	MISC. FACILITIES	560	0	600	600
101-008-675.300	DONATIONS	0	250	100,000	0
101-008-675.400	MICH-E-KE-WIS PAVILION DONATI	5,000	0	0	0
101-008-675.500	SHORELINE EROSION DONATION	5,000	0	0	0
101-008-677.000	MISCELLANEOUS	707	900	1,000	1,000
TOTAL REVENUES		**76,666**	**5,350**	**256,350**	**306,350**
	EXPENDITURES				
101-750-701.000	SALARIES & WAGES	97,490	105,000	108,000	111,000
101-750-705.050	RETIREE HEALTH CARE-OPEB	10,025	7,371	6,480	6,660
101-750-705.097	HSA CONTRIBUTION	2,362	2,700	4,514	4,514
101-750-705.100	HEALTH INSURANCE	13,445	17,750	21,735	23,909
101-750-705.200	DENTAL INSURANCE	1,213	1,450	2,746	2,883
101-750-705.300	LIFE INSURANCE	135	150	202	202
101-750-705.400	FICA	7,196	8,033	8,262	8,492
101-750-705.500	RETIREMENT	28,676	28,599	29,381	30,500
101-750-705.550	RETIREMENT - DEF CONT	207	2,450	3,924	4,002
101-750-705.600	UNIFORMS	1,764	1,800	1,800	1,800
101-750-705.900	LONG TERM DISABILITY	401	497	626	626
101-750-712.000	INSURANCE OPT-OUT	0	800	890	890
101-750-726.000	SUPPLIES	8,903	6,580	10,000	10,000
101-750-731.000	DEFERRED COMP CITY CONTRIBUT	3,303	1,910	1,876	1,914
101-750-807.002	PROF & CONTRACTUAL	565	600	1,000	1,000
101-750-880.200	BEAUTIFICATION COMMITTEE	0	8,000	8,000	8,000
101-750-910.000	INSURANCE & BONDS	11,056	11,412	12,000	12,000
101-750-920.000	UTILITIES	69,798	70,000	85,000	85,000
101-750-920.100	UTILITIES - ICE RINK	7,566	7,000	7,800	7,800
101-750-931.000	REPAIRS & MAINTENANCE	32,547	30,000	50,000	50,000
101-750-931.300	MAINT - PARK SHELTER/ICE	0	0	1,000	1,000
101-750-931.304	ISLAND PARK MAINTENANCE	0	0	1,500	0
101-750-943.000	EQUIPMENT RENT	80,057	75,000	85,000	85,000
101-750-956.600	PARK FOUNDATION REC CENT	20,000	20,000	20,000	20,000
101-750-977.001	CAP - RIVERFRONT PARK	1,667	0	0	46,000
101-750-977.012	CAP - BAY VIEW PARK AREA	23,833	17,898	55,000	0
101-750-977.018	CAP - RIVER PLAN IMPROV	56,599	0	0	10,000
101-750-977.027	CAP - GENERAL PARKS IMP	0	20,000	310,000	684,000
101-750-977.028	CAP - ISLAND PARK	2,797	0	25,000	50,000

DEPARTMENTS	DESCRIPTION	19-20 ACTUAL	20-21 EST. CURRENT	21-22 BUDGET	22-23 PROJECTED
101-750-977.029	CAP - LAMARRE PARK	0	0	0	129,000
101-750-977.032	CAP - BIKE PATH	0	0	0	15,000
TOTAL EXPENDITURES		**481,605**	**445,000**	**861,736**	**1,411,192**

DEPARTMENTS	DESCRIPTION	19-20 ACTUAL	20-21 EST. CURRENT	21-22 BUDGET	22-23 PROJECTED

OTHER FINANCING USES

101-966-999.200	LOCAL STREETS	75,000	90,000	0	250,000
101-966-999.600	STORES FUND	67,504	69,530	50,000	68,000
101-966-999.903	BUILDING INSPECTION FUND	0	135,941	122,568	110,283
101-966-999.907	MARINA FUND	105,000	84,000	208,000	326,000
TOTAL OTHER FINANCING USES		**247,504**	**379,471**	**380,568**	**754,283**

MAJOR STREET FUND

The purpose of the Major Street Fund is to receive all major street moneys which are paid to the City by the State of Michigan; to account for all construction, maintenance, and other authorized operations in the right-of-way of any street functionally classified as a major street within the City; to receive the moneys paid to the City for state trunkline maintenance; and to record costs associated to the Michigan Department of Transportation authorized state trunkline maintenance contracts. Each city is required to establish a Major Street fund in compliance with Act 51 of the Public Acts of 1951.

The Major Street Fund has no employees but instead has employees assigned to it to perform maintenance and construction activities. Equipment is rented internally from the Equipment Fund to the Major Street Fund as needed.

Motor vehicle highway funds are generated from statewide gas and weight taxes. The distribution of these funds to Alpena is based on the miles of streets in our system, a state factor, and the population of Alpena. There are 5.34 miles of state highway and 25.81 miles of major streets within the City of Alpena.

The City maintains US-23 and M-32 state highways within the City limits for the State of Michigan. The MDOT contract generates revenue, which is titled state trunkline maintenance. The costs associated with state trunkline maintenance are direct costs and the revenue received is based on this expenditure. The maintenance and construction associated with the major street system are funded primarily by state and federal funds. All of the major streets within the Alpena street system are paved.

The City will again this year place emphasis on maintenance of our major street system. This emphasis on street maintenance will include $55,000 in Capital Preventative Maintenance funds to preserve and extend the remaining useful life of our streets. Work performed under this activity may include shoulder paving, crack sealing, chip sealing, joint repair, etc. The City will also include $140,000 to perform concrete joint repairs on Ford Avenue and Woodward Avenue, $275,000 to complete the resurfacing on First Avenue to Ripley Blvd. The City also has $67,500 to replace the boiler and perform underwater abutment repairs at the Second Avenue Bridge.

Capital Outlay and Major Projects

First Avenue Resurfacing	202-451-782.000	$	275,000
Woodward Avenue Concrete Repairs	202-451-782.000		75,000
Ford Avenue Concrete Repairs	202-451-782.000		65,000
Capital Preventative Maintenance	202-451-782.000		55,000
Second Avenue Bridge Boiler Replacement	202-454-784.012		7,500
Second Avenue Bridge Abutment Repairs	202-454-784.102		60,000
Tree Planting Program	202-451-782.000		15,000
Brick Paver Replacement	202-451-782.000		24,000
Bike Path Sign Replacement/Upgrade	202-451-782.000		3,000
Sidewalk Railroad Crossing Improvements	202-451-782.000		10,000
TOTAL MAJOR STREETS		**$**	**589,500**

DEPARTMENTS	DESCRIPTION	19-20 ACTUAL	20-21 EST. CURRENT	21-22 BUDGET	22-23 PROJECTED
	MAJOR STREET FUND				
	REVENUES				
202-000-545.000	STATE GRTS - MISC	38,930	23,900	24,000	24,000
202-000-546.000	STATE GRTS - GAS & WGT TX	1,005,925	1,076,300	1,143,990	1,150,198
202-000-546.100	STATE GRTS - TRUNKLINE	126,486	145,296	145,000	145,000
202-000-665.000	INVESTMENT INCOME	2,251	3,400	3,000	3,000
202-000-677.000	MISCELLANEOUS	338	450	450	450
TOTAL REVENUES		**1,173,930**	**1,249,346**	**1,316,440**	**1,322,648**
	EXPENDITURES				
ADMIN					
202-450-701.000	SALARIES & WAGES	23,348	24,500	23,000	24,000
202-450-701.200	SAL & WAGES-COVID-19	0	44	0	0
202-450-705.050	RETIREE HEALTH CARE-OPEB	1,933	1,500	1,380	1,440
202-450-705.097	HSA CONTRIBUTION	909	1,153	1,100	1,100
202-450-705.100	HEALTH INSURANCE	4,398	5,083	5,400	5,940
202-450-705.200	DENTAL INSURANCE	390	559	560	588
202-450-705.300	LIFE INSURANCE	44	48	50	50
202-450-705.400	FICA	1,713	1,854	1,760	1,836
202-450-705.500	RETIREMENT	4,317	4,422	4,526	4,600
202-450-705.550	RETIREMENT - DEF CONT	543	730	750	765
202-450-705.900	LONG TERM DISABILITY	141	154	140	140
202-450-731.000	DEFERRED COMP CITY CONTRIBUT	1,058	950	1,000	1,000
202-450-803.001	COMPUTER ADMIN SERVICES	0	3,202	9,166	9,046
202-450-808.000	PROF & CONTRACTUAL	7,798	8,000	7,000	7,000
202-450-841.002	CHARGES - SOFTWARE SVCS	714	561	0	0
202-450-943.000	EQUIPMENT RENT	484	338	400	400
TOTAL ADMIN		**47,790**	**53,098**	**56,232**	**57,905**
CONSTRUCTION - STREETS					
202-451-701.101	SAL & WAGES - STREETS	4,317	5,000	5,000	5,000
202-451-705.050	RETIREE HEALTH CARE-OPEB	560	480	300	300
202-451-705.101	FRINGES - STREETS	3,125	3,265	3,265	3,265
202-451-782.000	MAT/CONT - STREETS	498,264	427,000	522,000	300,000
202-451-783.202	CONT - MDOT	0	0	0	302,130
202-451-972.001	CAPITAL OUTLAY	82,361	0	0	0
TOTAL CONSTRUCTION		**588,627**	**435,745**	**530,565**	**610,695**

DEPARTMENTS	DESCRIPTION	19-20 ACTUAL	20-21 EST. CURRENT	21-22 BUDGET	22-23 PROJECTED
MAINTENANCE					
202-452-705.050	RETIREE HEALTH CARE-OPEB	7,456	0	0	0
202-452-705.100	HEALTH INSURANCE	1,359	0	0	0
202-452-705.200	DENTAL INSURANCE	165	0	0	0
202-452-705.300	LIFE INSURANCE	16	0	0	0
202-452-705.500	RETIREMENT	8,017	0	0	0
202-452-705.900	LONG TERM DISABILITY	48	0	0	0
202-452-731.000	DEFERRED COMP CITY CONTRIBUT	1,749	0	0	0
TOTAL MAINTENANCE		**18,810**	**0**	**0**	**0**
TRUNKLINE					
202-453-701.000	SALARIES & WAGES	14,372	11,500	12,500	13,000
202-453-705.000	FRINGES	4,055	7,475	8,125	8,450
202-453-705.050	RETIREE HEALTH CARE-OPEB	917	810	750	780
202-453-705.097	HSA CONTRIBUTION	579	200	679	679
202-453-705.100	HEALTH INSURANCE	2,322	2,548	2,917	3,209
202-453-705.200	DENTAL INSURANCE	197	314	310	326
202-453-705.300	LIFE INSURANCE	20	25	25	25
202-453-705.400	FICA	1,022	881	956	995
202-453-705.550	RETIREMENT - DEF CONT	174	417	552	563
202-453-705.900	LONG TERM DISABILITY	62	61	79	79
202-453-712.000	INSURANCE OPT-OUT	0	0	174	174
202-453-731.000	DEFERRED COMP CITY CONTRIBUT	0	128	231	236
202-453-786.000	MAT/CONTRACTS	49,597	49,000	55,000	55,000
202-453-943.000	EQUIP RENT - TRUNKLINE	35,178	29,000	37,500	37,500
TOTAL TRUNKLINE		**108,495**	**102,359**	**119,798**	**121,016**
MAINTENANCE - BRIDGES					
202-454-701.102	SAL & WAGES - BRIDGES	2,529	4,500	5,000	5,000
202-454-705.050	RETIREE HEALTH CARE-OPEB	0	600	300	300
202-454-705.097	HSA CONTRIBUTION	151	150	150	150
202-454-705.100	HEALTH INSURANCE	244	350	500	600
202-454-705.102	FRINGES - BRIDGES	899	2,925	3,250	3,250
202-454-705.200	DENTAL INSURANCE	48	100	118	124
202-454-705.300	LIFE INSURANCE	4	10	9	9
202-454-705.400	FICA	235	344	383	383
202-454-705.550	RETIREMENT - DEF CONT	0	99	325	332
202-454-705.900	LONG TERM DISABILITY	12	30	25	25
202-454-712.000	INSURANCE OPT-OUT	0	0	126	126
202-454-731.000	DEFERRED COMP CITY CONTRIBUT	0	97	100	100
202-454-784.102	MAT/CONT - BRIDGES	78,476	65,000	67,500	70,000
202-454-943.000	EQUIPMENT RENT - BRIDGES	793	2,000	2,400	2,400
TOTAL MAINTENANCE - BRIDGES		**83,391**	**76,205**	**80,186**	**82,799**

DEPARTMENTS	DESCRIPTION	19-20 ACTUAL	20-21 EST. CURRENT	21-22 BUDGET	22-23 PROJECTED
MAINTENANCE - TRAFFIC CONTROL					
202-455-701.103	SAL & WAGES - TRAFF CONT	925	1,800	2,000	2,000
202-455-705.050	RETIREE HEALTH CARE-OPEB	0	120	120	120
202-455-705.097	HSA CONTRIBUTION	0	90	90	90
202-455-705.100	HEALTH INSURANCE	129	377	243	267
202-455-705.103	FRINGES - TRAFFIC CONTROL	419	1,170	1,300	1,300
202-455-705.200	DENTAL INSURANCE	15	40	34	34
202-455-705.300	LIFE INSURANCE	2	4	4	4
202-455-705.400	FICA	78	138	153	153
202-455-705.550	RETIREMENT - DEF CONT	4	89	108	110
202-455-705.900	LONG TERM DISABILITY	5	11	11	11
202-455-712.000	INSURANCE OPT-OUT	0	0	40	40
202-455-731.000	DEFERRED COMP CITY CONTRIBUT	0	26	24	25
202-455-784.103	MAT/CONT - TRAF CONTROL	46,509	49,000	45,000	50,000
202-455-943.000	EQUIP RENT - TRAF CONTROL	657	1,000	1,000	1,000
TOTAL MAINTENANCE - TRAFFIC CONTROL		**48,743**	**53,865**	**50,127**	**55,154**
MAINTENANCE - SNOW & ICE					
202-456-701.104	SAL & WAGES - SNOW & ICE	24,237	27,000	30,000	30,000
202-456-705.050	RETIREE HEALTH CARE-OPEB	0	1,920	1,800	1,800
202-456-705.097	HSA CONTRIBUTION	769	1,000	1,050	1,050
202-456-705.100	HEALTH INSURANCE	3,571	3,500	5,000	5,000
202-456-705.104	FRINGES - SNOW & ICE	7,642	17,550	19,500	19,500
202-456-705.200	DENTAL INSURANCE	372	450	500	500
202-456-705.300	LIFE INSURANCE	35	35	50	50
202-456-705.400	FICA	1,725	2,066	2,295	2,295
202-456-705.550	RETIREMENT - DEF CONT	353	428	1,194	1,218
202-456-705.900	LONG TERM DISABILITY	103	125	140	155
202-456-712.000	INSURANCE OPT-OUT	0	0	490	490
202-456-731.000	DEFERRED COMP CITY CONTRIBUT	0	175	200	200
202-456-784.104	MAT/CONT - SNOW & ICE	80,590	83,500	83,500	84,000
202-456-943.000	EQUIP RENT - SNOW & ICE	75,507	68,500	70,000	70,000
TOTAL MAINTENANCE - SNOW & ICE		**194,904**	**206,249**	**215,719**	**216,258**
MAINTENANCE - STREETS					
202-459-701.101	SAL & WAGES - STREETS	61,702	58,000	67,000	67,000
202-459-705.050	RETIREE HEALTH CARE-OPEB	0	4,020	4,020	4,020
202-459-705.097	HSA CONTRIBUTION	1,666	3,000	2,539	2,539
202-459-705.100	HEALTH INSURANCE	8,481	10,000	12,033	13,236
202-459-705.101	FRINGES - STREETS	9,488	7,076	8,174	8,174
202-459-705.200	DENTAL INSURANCE	885	1,000	1,000	1,000
202-459-705.300	LIFE INSURANCE	96	90	109	109
202-459-705.400	FICA	4,384	4,437	5,126	5,126
202-459-705.500	RETIREMENT	0	8,031	8,497	9,000

DEPARTMENTS	DESCRIPTION	19-20 ACTUAL	20-21 EST. CURRENT	21-22 BUDGET	22-23 PROJECTED
202-459-705.550	RETIREMENT - DEF CONT	77	1,177	1,694	1,728
202-459-705.900	LONG TERM DISABILITY	290	300	346	346
202-459-712.000	INSURANCE OPT-OUT	0	400	464	464
202-459-731.000	DEFERRED COMPENSATION CITY C	1,211	1,767	1,397	1,425
202-459-784.101	MAT/CONT - STREETS	22,381	19,000	25,000	25,000
202-459-943.000	EQUIPMENT RENT	81,305	78,000	82,000	82,000
TOTAL MAINTENANCE - STREETS		**191,966**	**196,298**	**219,399**	**221,167**
	OTHER FINANCING USES				
202-966-999.200	LOCAL STREETS	175,000	175,000	175,000	175,000
TOTAL OTHER FINANCING USES		**175,000**	**175,000**	**175,000**	**175,000**
TOTAL EXPENDITURES AND OTHER FINANCING USES		**1,457,726**	**1,298,819**	**1,447,026**	**1,539,994**

PROJECTED FUND BALANCE			
Budgeted Net Revenues (Expenditures)	**6/30/2022**	**$**	**(130,586)**
Current Est. Operating Surplus (Deficit)	**6/30/2021**	**$**	**(49,473)**
Fund Balance From Prior Year	**6/30/2020**	**$**	**442,836**
FUND BALANCE AT END OF BUDGET YEAR 2021-22		**$**	**262,778**

LOCAL STREET FUND

The Local Street Fund works in a threefold capacity. First, the fund is utilized to receive all local street funds paid to the City of Alpena by the State of Michigan. Secondly, it is used to account for all construction including the moneys generated by special assessments, maintenance, traffic services, and snow and ice control. Thirdly, the fund is utilized to account for money received from the General Fund as contributions to the Local Street Fund. Every city is required to establish a Local Street Fund to comply with Act 51 of the Public Acts of 1951.

The Local Street Fund has no employees but instead has employees assigned to it to perform maintenance and construction activities. Equipment is rented internally from the Equipment Fund to the Local Street Fund as needed. The City continues to utilize City personnel in a more active role in the maintenance of our Local Street system.

Revenues are generated from several sources. The motor vehicle highway funds are generated from statewide gas and weight taxes. The distribution of these funds to Alpena is based on the miles of our street system, a state factor, and the population of Alpena. Local funds are moneys, which the local taxpayer contributes to maintain the local street system. Construction revenues are local funds set aside and invested for the specific purpose of upgrading existing or creating new streets. There are 43.04 miles of streets within the street system, which are designated as local streets. The maintenance and construction costs associated with the local street system are funded primarily by local tax dollars. All but three one-block segments of the Local Street system are paved.

The City will begin resurfacing of the streets within the Oxbow Subdivision with $150,000 budgeted this year with the balance of the funding to complete it next fiscal year. The City will also resurface several blocks of the local; street system and repair manholes within the streets to improve ride quality with the $125,000 budgeted for capital preventative maintenance and thin overlay paving.

Capital Outlay and Major Projects

Thin Overlay Resurfacing	203-451-782.000	$	75,000
Oxbow Subdivsion Resurfacing	203-451-782.000		85,000
Tree Planting Program	203-451-782.000		3,000
High-Use Alley Paving	203-451-782.000		35,000
TOTAL LOCAL STREETS		**$**	**198,000**

DEPARTMENTS	DESCRIPTION	19-20 ACTUAL	20-21 EST. CURRENT	21-22 BUDGET	22-23 PROJECTED
	LOCAL STREET FUND				
	REVENUES				
203-000-545.000	STATE GRTS - MISC	23,848	25,000	27,000	29,000

DEPARTMENTS	DESCRIPTION	18-19 ACTUAL	19-20 EST. CURRENT	20-21 BUDGET	21-22 PROJECTED
203-000-546.000	STATE GRTS - GAS & WGT TX	351,146	362,000	370,000	380,000
203-000-665.000	INVESTMENT INCOME	2,455	1,200	2,000	2,000
203-000-699.000	FR GENERAL FUND	75,000	90,000	0	250,000
203-000-699.006	FR MAJOR ST FUND	175,000	175,000	175,000	175,000
TOTAL REVENUES		**627,449**	**653,200**	**574,000**	**836,000**
		EXPENDITURES			
ADMIN					
203-450-701.000	SALARIES & WAGES	20,896	24,000	24,000	26,000
203-450-701.200	SAL & WAGES-COVID-19	0	44	0	0
203-450-705.050	RETIREE HEALTH CARE-OPEB	1,933	1,794	1,440	1,560
203-450-705.097	HSA CONTRIBUTION	909	1,100	969	969
203-450-705.100	HEALTH INSURANCE	4,398	4,600	4,431	4,874
203-450-705.200	DENTAL INSURANCE	390	462	432	454
203-450-705.300	LIFE INSURANCE	43	47	37	37
203-450-705.400	FICA	1,525	1,700	1,836	1,989
203-450-705.500	RETIREMENT	4,317	4,422	4,526	4,600
203-450-705.550	RETIREMENT - DEF CONT	543	730	692	706
203-450-705.900	LONG TERM DISABILITY	141	143	126	126
203-450-731.000	DEFERRED COMP CITY CONTRIBUT	1,058	808	633	646
203-450-803.001	COMPUTER ADMIN SERVICES	0	3,202	9,166	9,046
203-450-809.000	PROF & CONTRACTUAL	6,098	7,400	7,400	7,400
203-450-841.002	CHARGES - SOFTWARE SVCS	714	561	0	0
203-450-943.000	EQUIPMENT RENT	1,210	845	850	850
TOTAL ADMIN		**44,175**	**51,858**	**56,538**	**59,257**
CONSTRUCTION - STREETS					
203-451-701.000	SALARIES & WAGES	6,772	4,000	4,000	4,000
203-451-705.000	FRINGES	4,913	2,608	2,608	2,608
203-451-705.050	RETIREE HEALTH CARE-OPEB	210	240	240	240
203-451-782.000	MAT/CONT - STREETS	237,381	232,000	198,000	398,000
TOTAL CONSTRUCTION - STREETS		**249,276**	**238,848**	**204,848**	**404,848**
MAINTENANCE					
203-452-705.050	RETIREE HEALTH CARE-OPEB	7,386	0	0	0
203-452-705.100	HEALTH INSURANCE	1,081	0	0	0
203-452-705.200	DENTAL INSURANCE	118	0	0	0
203-452-705.300	LIFE INSURANCE	12	0	0	0
203-452-705.500	RETIREMENT	8,017	0	0	0
203-452-705.900	LONG TERM DISABILITY	36	0	0	0
203-452-731.000	DEFERRED COMP CITY CONTRIBUT	1,530	0	0	0
TOTAL MAINTENANCE		**18,180**	**0**	**0**	**0**

DEPARTMENTS	DESCRIPTION	19-20 ACTUAL	20-21 EST. CURRENT	21-22 BUDGET	22-23 PROJECTED
MAINTENANCE - TRAFFIC CONTROL					
203-455-701.103	SAL & WAGES - TRAFF CONT	959	1,150	1,200	1,200
203-455-705.097	HSA CONTRIBUTION	5	41	55	55
203-455-705.100	HEALTH INSURANCE	46	300	240	264
203-455-705.103	FRINGES - TRAFFIC CONTROL	278	750	782	782
203-455-705.200	DENTAL INSURANCE	7	31	25	27
203-455-705.300	LIFE INSURANCE	1	10	10	10
203-455-705.400	FICA	69	88	92	92
203-455-705.550	RETIREMENT - DEF CONT	5	56	63	70
203-455-705.900	LONG TERM DISABILITY	2	20	20	20
203-455-731.000	DEFERRED COMP CITY CONTRIBUT	0	32	32	32
203-455-784.103	MAT/CONT - TRAF CONTROL	1,129	2,000	1,000	1,000
203-455-943.000	EQUIP RENT - TRAF CONTROL	261	600	850	850
TOTAL MAINTENANCE - TRAFFIC CONTROL		**2,762**	**5,078**	**4,369**	**4,402**
MAINTENANCE - SNOW & ICE					
203-456-701.104	SAL & WAGES - SNOW & ICE	14,442	17,000	20,000	20,000
203-456-705.050	RETIREE HEALTH CARE-OPEB	0	1,680	1,200	1,200
203-456-705.097	HSA CONTRIBUTION	609	541	550	550
203-456-705.100	HEALTH INSURANCE	1,753	2,239	2,305	2,535
203-456-705.104	FRINGES - SNOW & ICE	4,421	1,800	1,800	1,800
203-456-705.200	DENTAL INSURANCE	183	300	300	300
203-456-705.300	LIFE INSURANCE	21	28	30	30
203-456-705.400	FICA	1,060	1,230	1,530	1,530
203-456-705.550	RETIREMENT - DEF CONT	308	667	852	852
203-456-705.900	LONG TERM DISABILITY	62	76	85	85
203-456-712.000	INSURANCE OPT-OUT	0	500	1,200	1,200
203-456-731.000	DEFERRED COMP CITY CONTRIBUT	0	104	232	260
203-456-784.104	MAT/CONT - SNOW & ICE	16,513	16,500	18,000	18,000
203-456-943.000	EQUIP RENT - SNOW & ICE	47,409	49,000	60,000	60,000
TOTAL MAINTENANCE - SNOW &ICE		**86,781**	**91,665**	**108,084**	**108,342**
MAINTENANCE - STREETS					
203-459-701.101	SAL & WAGES - STREETS	75,219	79,300	83,500	85,000
203-459-705.050	RETIREE HEALTH CARE-OPEB	0	4,590	5,010	5,100
203-459-705.097	HSA CONTRIBUTION	1,763	2,977	3,464	3,464
203-459-705.100	HEALTH INSURANCE	9,428	12,880	15,401	0
203-459-705.101	FRINGES - STREETS	13,389	15,500	15,401	16,941
203-459-705.200	DENTAL INSURANCE	975	1,145	1,776	1,865
203-459-705.300	LIFE INSURANCE	107	140	143	143
203-459-705.400	FICA	5,466	6,095	6,388	6,503
203-459-705.500	RETIREMENT	0	8,031	8,497	9,000
203-459-705.550	RETIREMENT - DEF CONT	115	1,997	2,947	3,006

DEPARTMENTS	DESCRIPTION	19-20 ACTUAL	20-21 EST. CURRENT	21-22 BUDGET	22-23 PROJECTED
203-459-705.900	LONG TERM DISABILITY	316	400	449	449
203-459-712.000	INSURANCE OPT-OUT	0	0	503	503
203-459-731.000	DEFERRED COMP CITY CONTRIBUT	1,211	1,888	1,675	1,709
203-459-784.101	MAT/CONT - STREETS	42,994	38,000	40,000	40,000
203-459-943.000	EQUIPMENT RENT	110,890	121,500	115,000	118,000
TOTAL MAINTENANCE - STREETS		**261,873**	**294,443**	**300,154**	**291,683**
TOTAL EXPENDITURES		**663,047**	**681,892**	**673,993**	**868,532**

PROJECTED FUND BALANCE

Budgeted Net Revenues (Expenditures)	**6/30/2022**	**$**	**(99,993)**
Current Est. Operating Surplus (Deficit)	**6/30/2021**	**$**	**(28,692)**
Fund Balance From Prior Year	**6/30/2020**	**$**	**410,797**
FUND BALANCE AT END OF BUDGET YEAR 2021-22		**$**	**282,115**

MARINA FUND

This year, the City of Alpena Marina will begin steps to revitalize this facility. This will commence with the development of a master plan for the facilities. The proposed outcome is to build upon the positives of our existing situation and expand in areas where improvements are needed. The marina, as an extension of our downtown, has the potential to increase economic activity to the entire area.

The fees for marina usage, boat launching and docking, will remain the same as last year. Maintenance and repairs will be a priority for the next few years as the structure and appearance of the dockage system and buildings are in need of attention. Usage at the Marina was similar in numbers to last year. The City, in partnership with the Michigan Ports Collaborative and other communities, has procured a grant from the DNR to conduct an economic impact study of Michigan Ports. This study began last fiscal year and will be concluded this year. It should be a useful tool in determining the value that having the various aspects of the waterfront in our community bring in terms of tourism and dollars.

Capital Outlay and Major Projects

Seasonal Slip Water Service	211-760-976.000	30,000
Marina UST Cleanup	211-760-976.020	10,000
Dock Repairs	211-760-976.000	15,000
Topographic Survey	211-760-976.000	5,000
Marina Light Pole Replacement	211-760-976.000	15,000
TOTAL MARINA FUND		**$ 75,000**

DEPARTMENTS	DESCRIPTION	19-20 ACTUAL	20-21 EST. CURRENT	21-22 BUDGET	22-23 PROJECTED
	MARINA				
	REVENUES				
211-000-451.100	BUSINESS LIC/PER	5,329	4,500	10,000	10,000
211-000-545.000	STATE GRTS - MISC	0	0	25,000	0
211-000-665.000	INVESTMENT INCOME	868	1,600	1,000	1,000
211-000-667.100	MARINA	25,899	22,500	20,000	20,000
211-000-676.000	INSURANCE REIMBURSEMENTS	3,122	1,104	0	0
211-000-677.000	MISCELLANEOUS	230	0	205,050	205,050
211-000-699.000	FR GENERAL FUND	105,000	84,000	208,000	326,000
TOTAL REVENUES		**140,448**	**113,704**	**469,050**	**562,050**

DEPARTMENTS	DESCRIPTION	19-20 ACTUAL	20-21 EST. CURRENT	21-22 BUDGET	22-23 PROJECTED
		EXPENDITURES			
211-760-701.000	SALARIES & WAGES	24,864	35,000	140,000	145,000
211-760-705.050	RETIREE HEALTH CARE-OPEB	1,999	351	8,400	8,700
211-760-705.097	HSA CONTRIBUTION	770	770	3,500	3,500
211-760-705.100	HEALTH INSURANCE	3,379	8,085	17,974	19,771
211-760-705.200	DENTAL INSURANCE	302	650	1,934	2,031
211-760-705.300	LIFE INSURANCE	43	47	150	150
211-760-705.400	FICA	1,834	2,678	10,570	11,093
211-760-705.500	RETIREMENT	5,550	1,520	1,609	1,650
211-760-705.550	RETIREMENT - DEF CONT	2	209	3,625	3,698
211-760-705.600	UNIFORMS	0	0	2,500	2,500
211-760-705.900	LONG TERM DISABILITY	138	134	424	424
211-760-712.000	INSURANCE OPT-OUT	0	0	2,231	2,231
211-760-726.000	SUPPLIES	3,794	3,000	93,100	93,100
211-760-731.000	DEFERRED COMP CITY CONTRIBUT	985	337	860	1,200
211-760-804.000	PROF & CONTRACTUAL	0	7,000	12,000	12,000
211-760-860.000	CONTINUING EDUCATION	0	300	300	300
211-760-880.200	BEAUTIFICATION COMMITTEE	301	3,500	3,500	3,500
211-760-910.000	INSURANCE & BONDS	3,601	1,827	5,000	5,000
211-760-920.000	UTILITIES	33,015	32,000	35,000	35,000
211-760-931.000	REPAIRS & MAINTENANCE	9,698	32,000	35,000	35,000
211-760-943.000	EQUIPMENT RENT	7,632	19,000	25,000	25,000
211-760-945.000	FIBER OPTIC RENT	1,243	1,280	1,319	1,359
211-760-956.000	MISCELLANEOUS	200	2,575	1,500	1,500
211-760-976.000	CAPITAL OUTLAY	27,137	40,000	65,000	132,000
211-760-977.020	CAP - MARINA/REMOVE UST	0	0	10,000	10,000
TOTAL EXPENDITURES		**126,487**	**192,263**	**480,496**	**555,707**

PROJECTED FUND BALANCE			
Budgeted Net Revenues (Expenditures)	**6/30/2022**	**$**	**(11,446)**
Current Est. Operating Surplus (Deficit)	**6/30/2021**	**$**	**(78,559)**
Fund Balance From Prior Year	**6/30/2020**	**$**	**183,776**
FUND BALANCE AT END OF BUDGET YEAR 2021-22		**$**	**93,771**

TREE/PARK IMPROVEMENT FUND

In October 2006, the City of Alpena received two large donations from the Trust of Drew and Ethel McClay. One donation of approximately $70,000 was to be spent on park improvements and/or tree planting within the City. The second donation of approximately $90,000 was to be utilized for tree planting within the City.

The Alpena Municipal Council authorized the investment of these donations and appointed a committee, consisting of the Mayor, the Planning and Development Director, and the City Engineer, to determine how these funds could be best utilized. The City will also be appointing one member from the City Planning Commission and the Recreation Advisory Board to serve on this committee.

The committee continues to develop recommendations on how these funds will be utilized, but an internal policy has been established to provide guidelines and procedures on how these funds can be accessed and what they can be used for. Examples include: utilization of the park improvement funds for a major park improvement project; and placement of the tree planting funds into a permanent fund that can be grown over time and used for future urban forestry projects.

Funding will be transferred to Parks & Recreation, and the Cemetery to offset expenses associated with tree planting to replace trees removed over the past several years.

DEPARTMENTS	DESCRIPTION	19-20 ACTUAL	20-21 EST. CURRENT	21-22 BUDGET	22-23 PROJECTED
	TREE/PARK				
	REVENUES				
213-000-665.000	INVESTMENT INCOME	129	160	160	160
TOTAL REVENUES		**129**	**160**	**160**	**160**
	EXPENDITURES				
213-751-786.001	MAT/CONT - TREES	0	0	0	0
TOTAL EXPENDITURES		**0**	**0**	**0**	**0**

PROJECTED FUND BALANCE			
Budgeted Net Revenues (Expenditures)	**6/30/2022**	**$**	**160**
Current Est. Operating Surplus (Deficit)	**6/30/2021**	**$**	**160**
Fund Balance From Prior Year	**6/30/2020**	**$**	**20,757**
FUND BALANCE AT END OF BUDGET YEAR 2021-22		**$**	**21,077**

DOWNTOWN DEVELOPMENT AUTHORITY

City Ordinance established the Downtown Development Authority (DDA) in April of 1980 with the mission to revitalize Downtown Alpena and implement positive physical, economic, and aesthetic changes in the downtown district. Alpena's DDA operates in accordance with state law (Public Act 197 of 1975, now Public Act 57 of 2018). The DDA recommends and oversees downtown tax increment financing and the levy of an ad valorem tax (2 mill maximum) on all taxable property within the DDA district. The revenue from this ad valorem tax contributes to the operations of the authority, and funding that comes from Tax Increment Financing (TIF) is invested into major projects and improvements in the downtown district led by the DDA.

The DDA allocates TIF funds following the improvements and projects as identified and outlined in the 2004 Downtown Development and Tax Increment Financing (TIF) Plan (approved by the City of Alpena) and the 2017 Downtown Market Analysis and Strategic Plan. The DDA has further identified priority projects and improvements through its Capital Improvement Projects for the next five years, which have been approved by the DDA Board of Directors, City Council, and Planning Commission.

The primary projects that are budgeted for FY 2021/2022 include:

- $5,000 for Façade Grants
- $6,000 for Downtown Bike Rack Replacement
- $8,000 for Fresh Waves, the DDA's annual public mural project

Additionally, the DDA has budgeted to continue marketing the downtown district, hosting promotional events, leading economic development activities, and investing in beautification initiatives such as hanging flower baskets, holiday decorations, and downtown maintenance.

The DDA currently has three full time employees: Executive Director, Marketing & Outreach Coordinator and a Parking Attendant and two-three seasonal employees that pick-up trash and cigarette butts throughout the downtown district.

Capital Outlay and Major Projects

Façade Grants	216-269-976.000	$	5,000
Capital Land Improvements	216-269-978.001		14,000
TOTAL DDA		**$**	**19,000**

DEPARTMENTS	DESCRIPTION	19-20 ACTUAL	20-21 EST. CURRENT	21-22 BUDGET	22-23 PROJECTED
	DDA FUND NO. 2				
	REVENUES				
216-000-402.001	TAX INCREMENTS	121,030	143,628	146,501	149,431
216-000-573-000	LOCAL COMM STAB SHARE	9,333	4,627	5,000	5,000
216-000-665.000	INVESTMENT INCOME	3,520	4,438	4,400	4,600
216-000-673.000	SALE OF ASSETS	4,306	0	0	0
216-000-677.000	MISCELLANEOUS	5,326	3,520	6,000	6,500
TOTAL REVENUES		**143,515**	**156,213**	**161,901**	**165,531**
	EXPENDITURES				
216-269-701.000	SALARIES & WAGES	61,982	72,535	88,866	89,020
216-269-705.097	HSA CONTRIBUTION	1,271	1,271	1,271	1,271
216-269-705.100	HEALTH INSURANCE	2,458	2,405	2,646	2,911
216-269-705.300	LIFE INSURANCE	104	104	110	110
216-269-705.400	FICA	4,728	5,549	6,799	6,810
216-269-705.550	RETIREMENT - DEF CONT	2,181	2,471	2,500	2,500
216-269-705.900	LONG TERM DISABILITY	187	187	187	187
216-269-726.000	SUPPLIES	2,085	2,200	2,000	2,000
216-269-730.000	DURABLE GOODS	3,300	7,136	0	0
216-269-731.000	DEFERRED COMP CITY CONTRIBUT	1,006	1,172	1,200	1,200
216-269-803.001	COMPUTER ADMIN SERVICES	0	1,598	2,743	2,897
216-269-810.000	PROF & CONTRACTUAL	1,998	5,250	0	0
216-269-840.000	GENERAL FUND SERVICES	1,012	1,042	1,073	1,105
216-269-860.000	CONTINUING EDUCATION	1,519	850	1,200	1,200
216-269-880.000	COMMUNITY PROMOTION	21,359	17,000	7,500	7,500
216-269-880.200	BEAUTIFICATION COMMITTEE	8,590	9,100	7,000	7,100
216-269-881.000	ECONOMIC PROMOTION	11,500	6,275	1,500	1,500
216-269-931.000	REPAIRS & MAINTENANCE	1,935	2,700	4,000	4,000
216-269-931.303	MAINT - DDA SNOW REMOVAL	3,010	2,500	3,500	3,500
216-269-945.000	FIBER OPTIC RENT	225	225	232	239
216-269-956.000	MISCELLANEOUS	52	61	0	0
216-269-967.000	FACADE GRANTS-DESIGN	25,000	0	5,000	10,000
216-269-978.001	CAP - LAND IMPROVEMENTS	14,300	24,700	14,000	15,000
216-269-991.400	LAND ACQUISITION - PRIN	3,043	3,190	3,400	3,600
216-269-995.400	LAND ACQUISITION - INT	2,272	2,130	2,000	1,800
TOTAL EXPENDITURES		**175,117**	**171,651**	**158,727**	**165,450**

DEPARTMENTS	DESCRIPTION	19-20 ACTUAL	20-21 EST. CURRENT	21-22 BUDGET	22-23 PROJECTED
	OTHER FINANCING USES				
216-966-995.217	TRANSFER TO DDA #5	0	6,807	355	715
TOTAL OTHER FINANCING USES		**0**	**6,807**	**355**	**715**
TOTAL EXPENDITURES AND OTHER FINANCING USES		**175,117**	**178,458**	**159,082**	**166,165**

PROJECTED FUND BALANCE			
Budgeted Net Revenues (Expenditures)	**6/30/2022**	**$**	**2,819**
Current Est. Operating Surplus (Deficit)	**6/30/2021**	**$**	**(22,245)**
Fund Balance From Prior Year	**6/30/2020**	**$**	**284,219**
FUND BALANCE			
ASSIGNED			
ECONOMIC DEVELOPMENT		**$**	**55,000**
UNASSIGNED			
PROJECTED FUND BALANCE AT FISCAL YEAR END 2021-22		**$**	**209,793**
TOTAL FUND BALANCE		**$**	**264,794**

DEPARTMENTS	DESCRIPTION	19-20 ACTUAL	20-21 EST. CURRENT	21-22 BUDGET	22-23 PROJECTED
	DDA FUND NO. 5				
	REVENUES				
217-000-402.000	CURRENT PROPERTY TAXES	19,790	19,053	20,000	20,000
217-000-410.000	CURRENT PERSONAL PROP TAX	1,655	1,990	2,000	2,000
217-000-412.000	DELINQUENT TAXES	14	0	0	0
217-000-656.000	PARKING	5,880	6,000	6,000	6,000
217-000-665.000	INVESTMENT INCOME	244	250	255	260
217-000-676.000	INSURANCE REIMBURSEMENTS	722	593	600	600
217-000-677.001	PARKING LOT RENTAL	3,226	1,500	2,000	2,000
217-000-677.002	BIKE RACK RENTAL	1,155	1,200	1,200	1,200
217-931-699.216	TRANSFR FROM DDA #2	0	6,807	355	715
TOTAL REVENUES		**32,686**	**37,393**	**32,410**	**32,775**
	EXPENDITURES				
217-269-701.000	SALARIES & WAGES	29,777	27,417	18,420	18,420
217-269-705.097	HSA CONTRIBUTION	224	224	224	224
217-269-705.100	HEALTH INSURANCE	434	424	467	514
217-269-705.300	LIFE INSURANCE	18	18	18	18
217-269-705.400	FICA	2,276	2,097	1,410	1,410
217-269-705.550	RETIREMENT - DEF CONT	385	436	445	454
217-269-705.900	LONG TERM DISABILITY	33	33	33	33
217-269-731.000	DEFERRED COMP CITY CONTRI	178	207	211	215
217-269-811.000	PROF & CONTRACTUAL	2,044	1,600	1,700	1,800
217-269-840.000	GENERAL FUND SERVICES	3,283	3,381	3,482	3,587
217-269-860.002	DUES & SUBSCRIPTIONS	883	900	900	900
217-269-910.000	INSURANCE & BONDS	2,788	2,061	2,500	2,600
217-269-920.000	UTILITIES	2,524	2,600	2,600	2,600
217-269-931.000	REPAIRS & MAINTENANCE	1,703	850	0	0
TOTAL EXPENDITURES		**46,550**	**42,248**	**32,410**	**32,775**

PROJECTED FUND BALANCE

Budgeted Net Revenues (Expenditures)	**6/30/2022**	**$**	**0**
Current Est. Operating Surplus (Deficit)	**6/30/2021**	**$**	**(4,855)**
Fund Balance From Prior Year	**6/30/2020**	**$**	**4,855**
PROJECTED UNASSIGNED FUND BALANCE AT END OF BUDGET YEAR 2021-22		**$**	**0**

AUTHORITY FOR BROWNFIELD REDEVELOPMENT

The Authority for Brownfield Redevelopment Fund is used by counties, cities, villages and townships to assist in the redevelopment of underutilized properties due to environmental contamination, blight, functional obsolescence or historical significance. The local unit may establish an authority under the Brownfield Redevelopment Financing Act (MCL 125.2651 et al.) to administer the activities authorized under the Act. The authority shall be administered by a board appointed pursuant to the requirements of the Act (MCL 125.2655).

The City of Alpena Brownfield Redevelopment Authority was established by City Council Resolution No. 1997-7 in March 1997, with the City's Downtown Development Authority (DDA) Board serving as the Brownfield Authority Board as well. As the Brownfield Authority became more active the dual role of the DDA Board became less desirable due to increased workloads for the members and the increased likelihood of conflicts of interest between the activities of the two Authorities. In 2006, the original nine-member Brownfield Authority Board represented by the DDA was dissolved and a new, independent five-member Board established with a new set of by-laws. At its first meeting in October 2006, the new Board officially changed the Authority's name to the City of Alpena Authority for Brownfield Redevelopment.

This fund is used to account for the administrative costs of the Authority. The Authority's debt service and capital project activities are accounted for in fund 402.

DEPARTMENTS	DESCRIPTION	19-20 ACTUAL	20-21 EST. CURRENT	21-22 BUDGET	22-23 PROJECTED
	AUTHORITY FOR BROWNFIELD REDEVELOPMENT				
	REVENUES				
243-000-402.005	TAX INCREMENTS (DEAN ARBOUR)	2,940	3,084	0	0
243-000-677-000	MISCELLANEOUS	0	0	0	0
TOTAL REVENUES		**2,940**	**3,084**	**0**	**0**
	EXPENDITURES				
243-412-841.000	CHARGES - ADMINISTRATION	0	0	0	0
243-412-860.000	CONTINUING EDUCATION	0	0	0	0
243-412-956.000	MISCELLANEOUS	0	0	0	0
243-966-999.000	TRANSFER - GENERAL FUND	0	0	0	0
TOTAL EXPENDITURES		**0**	**0**	**0**	**0**

AUTHORITY FOR BROWNFIELD REDEVELOPMENT

PROJECTED FUND BALANCE			
Budgeted Net Revenues (Expenditures)	6/30/2022	$	0
Current Est. Operating Surplus (Deficit)	6/30/2021	$	3,084
Fund Balance From Prior Year	6/30/2020	$	11,943
FUND BALANCE AT END OF BUDGET YEAR 2021-22		$	15,027

BUILDING INSPECTION

The Public Act of 245 of 1999 amended the State Construction Code. The Act in Section 22 places accounting requirements on local government. Therefore, a separate special revenue fund has been established. This fund helps to easily identify the charges for services versus the expenses of this department.

DEPARTMENTS	DESCRIPTION	19-20 ACTUAL	20-21 EST. CURRENT	21-22 BUDGET	22-23 PROJECTED
	BUILDING INSPECTION				
	REVENUES				
249-000-607.000	CHARGES FOR SERVICES	484,552	140,000	135,000	135,000
249-000-607.001	CHARGES FOR SRVC-ACCESS	79,558	80,000	80,000	80,000
249-000-607.100	CHARGES - RENTAL INSPECT	0	40,000	48,000	48,000
249-000-665.000	INVESTMENT INCOME	66	450	100	100
249-000-677.000	MISCELLANEOUS	2,017	5,110	2,000	2,000
249-000-699.000	FR GENERAL FUND	0	135,941	122,568	110,283
TOTAL REVENUES		**566,193**	**401,501**	**387,668**	**375,383**
	EXPENDITURES				
INSPECTIONS					
249-371-701.000	SALARIES & WAGES	74,967	190,000	165,000	168,300
249-371-701.200	SAL & WAGES-COVID-19	0	1,755	0	0
249-371-705.050	RETIREE HEALTH CARE-OPEB	5,187	11,253	9,900	10,098
249-371-705.097	HSA CONTRIBUTION	2,061	5,702	4,098	4,098
249-371-705.100	HEALTH INSURANCE	9,397	23,868	20,712	22,783
249-371-705.200	DENTAL INSURANCE	768	2,794	2,836	2,978
249-371-705.300	LIFE INSURANCE	122	330	342	342
249-371-705.400	FICA	5,641	14,535	12,623	12,875
249-371-705.500	RETIREMENT	17,575	39,955	44,454	30,000
249-371-705.550	RETIREMENT - DEF CONT	635	1,030	8,326	8,500
249-371-705.600	UNIFORMS	0	850	200	200
249-371-705.900	LONG TERM DISABILITY	412	1,145	1,058	1,058
249-371-712.000	INSURANCE OPT-OUT	10	0	6,000	6,000
249-371-714.000	LONGEVITY	250	125	0	0
249-371-726.000	SUPPLIES	631	500	6,000	500
249-371-731.000	DEFERRED COMP CITY CONTRIBUT	3,261	12,315	584	3,000
249-371-800.000	PROF & CONTRACTUAL	65,998	70,000	80,000	80,000
249-371-803.001	COMPUTER ADMIN SERVICES	0	11,210	14,385	13,501
249-371-860.000	CONTINUING EDUCATION	2,361	5,600	3,000	3,000
249-371-910.000	INSURANCE & BONDS	2,021	1,258	1,300	1,300
249-371-920.000	UTILITIES	1,707	2,000	2,000	2,000
249-371-931.000	REPAIRS & MAINTENANCE	1,613	1,000	1,000	1,000

DEPARTMENTS	DESCRIPTION	19-20 ACTUAL	20-21 EST. CURRENT	21-22 BUDGET	22-23 PROJECTED
249-371-943.000	EQUIPMENT RENT	2,291	2,076	2,100	2,100
249-371-954.000	OFFICE RENT	991	1,000	1,000	1,000
249-371-956.000	MISCELLANEOUS	658	1,200	750	750
TOTAL INSPECTIONS		**198,557**	**401,501**	**387,668**	**375,383**
OTHER FINANCING USES					
249-966-999.000	TRANSFER - GENERAL FUND	250,000	0	0	0
TOTAL OTHER FINANCING USES		**250,000**	**0**	**0**	**0**
TOTAL EXPENDITURES		**448,557**	**401,501**	**387,668**	**375,383**

BUILDING INSPECTION

PROJECTED FUND BALANCE			
Budgeted Net Revenues (Expenditures)	**6/30/2022**	**$**	**0**
Current Est. Operating Surplus (Deficit)	**6/30/2021**	**$**	**0**
Fund Balance From Prior Year	**6/30/2020**	**$**	**136,396**
FUND BALANCE AT END OF BUDGET YEAR 2021-22		**$**	**136,395**

BUDGET STABILIZATION FUND

The Budget Stabilization Fund, commonly referred to as a "Rainy Day" fund, was created in accordance with 1978 P.A. 30, as amended. The Budget Stabilization Fund was established by Ordinance 99-290 at the March 15, 1999, Municipal Council meeting. The fund will be used to guard against periods of economic downturns when revenues are reduced. $500,000 was transferred from the General Fund in fiscal year 1998-1999. In fiscal year 2000-2001, $50,000 was allocated to this fund.

The cuts in state revenue forced us to use $180,000 in fiscal year 2003-2004 and $200,000 in fiscal year 2004-2005 to continue the same level of services to the citizens of Alpena. In 2005-2006, we used $165,000, leaving a balance of $5,000. We were unable to allocate money to this fund from 2006 through 2014. $5,000 was allocated for fiscal years 2014 throuh 2018, and $5,000 will be allocated for 2018-2019.

DEPARTMENTS	DESCRIPTION	19-20 ACTUAL	20-21 EST. CURRENT	21-22 BUDGET	22-23 PROJECTED
	REVENUES				
257-000-665-000	INVESTMENT INCOME	187	250	0	0
TOTAL REVENUES		**187**	**250**	**0**	**0**
	OTHER FINANCING SOURCES				
257-000-699.000	FR GENERAL FUND	0	0	0	0
TOTAL OTHER FINANCING SOURCES		**0**	**0**	**0**	**0**
TOTAL REVENUES AND OTHER FINANCING SOURCES		**187**	**250**	**0**	**0**
	EXPENDITURES				
257-966-999.000	TRANSFER - GENERAL FUND	187	0	0	0
TOTAL EXPENDITURES		**187**	**0**	**0**	**0**

PROJECTED FUND BALANCE			
Budgeted Net Revenues (Expenditures)	**6/30/2022**	**$**	**0**
Current Est. Operating Surplus (Deficit)	**6/30/2021**	**$**	**250**
Fund Balance From Prior Year	**6/30/2020**	**$**	**30,000**
FUND BALANCE AT END OF BUDGET YEAR 2021-22		**$**	**30,250**

BUILDING AUTHORITY DEBT FUND

The Building Authority Debt Fund is used to record the payment of principal and interest on projects needed to be financed.

The Building Authority Debt Fund accounts for one bond issue as listed below:

City of Alpena Building Authority, 2004 Building Authority Bonds - **Department of Public Works Project.**

Original Date of Issue:	August 17, 2004
Original Amount of Issue:	$ 1,800,000

In 2013, the City did a refunding of the 2004 bond. The new schedule reflects the new debt service as well as a small portion of unrefunded bonds. The net savings on this refunding was $113,622.53.

Refunding Date:	May 15, 2013
Unrefunded 2004 Bond	$ 100,000
2013 Refunding Bonds	$ 1,525,000
Debt Outstanding 6/30/21:	$ 945,000
2021-2022 Deductions	85,000
Debt Outstanding 6/30/22:	$ 860,000

DEPARTMENTS	DESCRIPTION	19-20 ACTUAL	20-21 EST. CURRENT	21-22 BUDGET	22-23 PROJECTED
	BUILDING AUTHORITY DEBT FUND				
	REVENUES				
369-000-665.000	INVESTMENT INCOME	83	5	10	10
369-000-699.000	FR GENERAL FUND	119,470	112,851	112,443	110,328
TOTAL REVENUES		**119,553**	**112,856**	**112,453**	**110,338**
	EXPENDITURES				
369-906-800.000	PROF & CONTRACTUAL	1,153	1,163	1,200	1,200
369-906-991.801	PRINCIPAL PAYMENT	90,000	85,000	85,000	85,000
369-906-993.000	ACCOUNT MAINT FEES	250	250	250	250
369-906-995.801	INTEREST PAYMENT	29,470	27,851	26,003	23,878
TOTAL EXPENDITURES		**120,873**	**114,264**	**112,453**	**110,328**

BUILDING AUTHORITY DEBT FUND

PROJECTED FUND BALANCE			
Budgeted Net Revenues (Expenditures)	6/30/2022	$	0
Current Est. Operating Surplus (Deficit)	6/30/2021	$	(1,408)
Fund Balance From Prior Year	6/30/2020	$	12,192
FUND BALANCE AT END OF FISCAL YEAR 2021-22		$	10,784

CAPITAL IMPROVEMENT FUND

With the voter's approval, the City sold the Alpena Civic Center due to the high cost to maintain and upgrade it. The building was sold for $125,000 in 2011. With Council's authorization, the net proceeds of $119,889 were deposited into a new fund – The Capital Improvement Fund.

The County returned a balance of $19,056 from the Community Events Center millage proceeds when that funding obligation was fulfilled in 2011. That refund was deposited into this Capital Improvement Fund. The old DPW Building sold on a land contract was paid ahead of schedule in a lump sum of $120,000. That was deposited in the fund in October of 2014.

The Capital Improvement Fund has been designated for capital improvements to the City Hall, cemetery and marina buildings.

The balance of the money in the fund was used to replace the boiler at City Hall, and to upgrade the HVAC system at City Hall.

DEPARTMENTS	DESCRIPTION	19-20 ACTUAL	20-21 EST. CURRENT	21-22 BUDGET	22-23 PROJECTED
CAPITAL IMPROVEMENT FUND					
REVENUES					
401-000-665.000	INVESTMENT INCOME	1	0	0	0
TOTAL REVENUES		**1**	**0**	**0**	**0**
OTHER FINANCING SOURCES					
401-000-699.000	FR GENERAL FUND	0	0	0	0
TOTAL OTHER FINANCING SOURCES		**0**	**0**	**0**	**0**
TOTAL REVENUES AND OTHER FINANCING SOURCES		**1**	**0**	**0**	**0**
EXPENDITURES					
401-441-980-003	BUILDING IMPROVEMENTS	0	0	0	0
TOTAL EXPENDITURES		**0**	**0**	**0**	**0**

CAPITAL IMPROVEMENT FUND

PROJECTED FUND BALANCE			
Budgeted Net Revenues (Expenditures)	6/30/2022	$	0
Current Est. Operating Surplus (Deficit)	6/30/2021	$	0
Fund Balance From Prior Year	6/30/2020	$	109
FUND BALANCE AT END OF BUDGET YEAR 2021-22		$	109

BROWNFIELD CAPITAL PROJECTS

In accordance with Act 381 of 1996, as amended, the purpose of the City of Alpena Authority for Brownfield Redevelopment is to promote the redevelopment of contaminated, blighted, functionally obsolete and historically significant properties within the City of Alpena through the use of Tax Increment Financing (TIF) and State tax credits (eliminated by the State in 2011). The Authority Board may approve site specific brownfield plans that provide financial incentives for environmental and development activities that support the redevelopment of the property, thereby creating investment, new employment opportunities and a rejuvenated tax base. A developer may be reimbursed for the cost of environmental activities such as site assessments, Baseline Environmental Assessments (BEAs) and remediation of known contaminants, as well as development activities including demolition and installation of necessary public infrastructure. These reimbursements may be funded utilizing the increase in tax revenues resulting from the new development that are captured under a TIF.

Brownfield plans are reviewed and approved by both the Authority for Brownfield Redevelopment and City Council. Brownfield plans that capture state school taxes in addition to local taxes must also be approved by the Michigan Strategic Fund (MSF) Board in Lansing.

To date the Authority and Council have approved six brownfield plans, two of which, the NOAA Maritime Heritage Center and the Lafarge redevelopment project included both TIF tax revenue capture (including school tax capture) and tax credits. These two TIFs expired December 31, 2014 and December 31, 2015, respectively. A third, the Fletcher Street Brewing Company, received tax credits only. The fourth plan, for the Dean Arbour Ford auto dealership development at 1001 US 23 North, provides for TIF tax capture (including school tax capture), and was approved by the Brownfield Authority in late April 2010, by City Council in early May and by the MSF Board in late May 2010. Tax capture for this project commenced with the 2013 summer tax bill and will continue through December 31, 2020. The Brownfield Plan also included a 7-year Commercial Rehabilitation local tax abatement, which expired December 31, 2018. The fifth plan was approved by the Brownfield Authority and City Council in November 2014 and by the MSF Board in January 2015, for the new Holiday Inn Express hotel that opened in June 2017 in downtown Alpena. This plan provides for both local and school tax capture over a fifteen (15) year period, and it too includes a 10-year Commercial Rehabilitation local tax abatement. Tax capture commenced with the summer 2016 taxes. The most recent approved plan is for The Thunder Bay CJD auto dealership on Chisholm Street, which underwent major upgrades that were completed in 2017. This plan was approved by the Authority and City Council in October 2015. Since only local taxes are being captured, no approval by the MSF Board was required. This plan runs through 2026.

DEPARTMENTS	DESCRIPTION	19-20 ACTUAL	20-21 EST. CURRENT	21-22 BUDGET	22-23 PROJECTED
	BROWNFIELD CAPITAL PROJECTS				
	REVENUES				
402-000-402.005	TAX INCREMENTS (DEAN ARBOUR)	22,626	23,735	0	0
402-000-402.006	TAX INCREMENTS (HOLIDAY INN)	59,223	62,057	62,090	62,120
402-000-402.007	TAX INCREMENTS(THUNDER BAY CJD)	6,769	7,249	7,552	7,703
402-000-532.001	FED GRANTS - EPA	75,114	50,000	50,000	50,000
TOTAL REVENUES		**163,732**	**143,041**	**119,642**	**119,823**
	EXPENDITURES				
FED GRANTS - EPA					
402-411-958.000	FED GRANTS - EPA	75,114	50,000	50,000	50,000
TOTAL FED GRANTS - EPA		**75,114**	**50,000**	**50,000**	**50,000**
HOLIDAY INN EXPRESS					
402-416-956.000	MISCELLANEOUS	6,224	6,361	7,476	7,500
402-416-980-004	SITE IMPROVEMENTS	52,861	55,483	55,483	55,483
TOTAL HOLIDAY INN EXPRESS		**59,085**	**61,844**	**62,959**	**62,983**
THUNDER BAY CHRYSLER JEEP DODGE					
402-417-980.000	BUILDING DEMOLITION	6,769	7,249	6,683	6,840
TOTAL THUNDER BAY CHRYSLER JEEP DODGE		**6,769**	**7,249**	**6,683**	**6,840**
	OTHER FINANCING USES				
402-966-999.908	SITE REMEDIATION FUND	22,626	23,735	0	0
TOTAL OTHER FINANCING USES		**22,626**	**23,735**	**0**	**0**
TOTAL EXPENDITURES AND OTHER FINANCING USES		**163,594**	**142,828**	**119,642**	**119,823**

BROWNFIELD CAPITAL PROJECTS

PROJECTED FUND BALANCE			
Budgeted Net Revenues (Expenditures)	6/30/2022	$	0
Current Est. Operating Surplus (Deficit)	6/30/2021	$	213
Fund Balance From Prior Year	6/30/2020	$	6,362
FUND BALANCE AT END OF BUDGET YEAR 2021-22		$	6,575

SEWAGE FUND

The Sewage Fund is an enterprise fund. It is used to account for the acquisition, operation, maintenance, and replacement of the sewage treatment and sewage collection systems. The two systems are entirely self-supported by user charges. User Fees are expected to produce $1,988,200. The recently approved meter change out program will impact this revenue as consumers with under registering meters will now be billed for the actual sewage generated based on the volume of water being used. We have also proposed a 5% rate increase to stabilize the funds position and to maintain the current level of capital improvements necessary to repair, maintain, and upgrade the system and provide reliable service to the customers of the system.

Since July 1, 1988, the operation and maintenance of the Waste Water Treatment Plant and Collection System has been operated by W. W. Operation Services, now Suez. The contract with Suez was extended through June 30, 2020 in conjunction with an approved meter change out program funded by Suez and to be paid by June 30, 2020.

Number of City of Alpena Customers	4,639
Number of Alpena Township Customers	1,890
Miles of City Sewer Main	69.3
Alpena CRTC Main Customers (Inc. Above)	7

The City will be Undertaking several major projects this coming year with the completion of the replacement of the sewer mains in Oliver Street between Laforest and Fourth, Tawas Street , Fair Avenue from Ninth Avenue to Washington Avenue, as well as manhole rehabilitation and replacement of the main in the alley between Beech and Cedar and Miller and Long lake. The proposed projects are as follows:

Capital Outlay and Major Projects

Treatment Plant

Semi Tractor	590-537-972.002	$ 130,000
Replace Flume Meters	590-537-981.000	15,000
Asbestos Removal	590-537-981.015	20,000
Primary Clarifier Chains	590-537-981.000	15,000
Safety/Hazard Abatement	590-537-981.015	10,000
Mechanical, Instrumentation & Lab Equipment	590-537-981.000	50,000
Plant Boiler Filter System	590-537-981.015	10,000
TOTAL TREATMENT PLANT		**$ 250,000**

Collection System-Construction

Oliver Street	590-538-981.051	$	325,000
Tawas Street	590-538-981.051		600,000
Fair Avenue	590-538-981.051		540,000
Alley Sewer Beech to Maple	590-538-981.051		120,000
Lift Stations Alarms	590-538-981.056		90,000
TOTAL COLLECTION SYSTEM		**$**	**1,675,000**
TOTAL SEWAGE FUND		**$**	**1,925,000**

DEPARTMENTS	DESCRIPTION	19-20 ACTUAL	20-21 EST. CURRENT	21-22 BUDGET	22-23 PROJECTED
	SEWAGE FUND				
	REVENUES				
590-000-477.000	PLUMBING PERMITS	350	500	500	500
590-000-477.100	IPP PERMITS	0	0	0	0
590-000-626.000	CHARGES - TAP FEES	8,895	11,885	8,000	8,000
590-000-642.000	SALES & CHARGES	2,909,657	2,900,000	2,987,000	3,076,610
590-000-642.200	SALES - SEPTAGE	94,029	125,000	95,000	95,000
590-000-665.000	INVESTMENT INCOME	12,862	12,000	12,000	12,000
590-000-677.000	MISCELLANEOUS	18,789	9,100	10,000	10,000
TOTAL REVENUES		**3,044,582**	**3,058,485**	**3,112,500**	**3,202,110**
	EXPENDITURES				
TREATMENT					
590-537-701.000	SALARIES & WAGES	16,060	0	0	0
590-537-705.300	LIFE INSURANCE	10	11	13	13
590-537-705.400	FICA	1,229	0	0	0
590-537-726.000	SUPPLIES	26,806	32,000	35,000	35,000
590-537-730.000	DURABLE GOODS	1,166	5,000	15,000	0
590-537-800.000	PROF & CONTRACTUAL	8,000	0	0	0
590-537-814.000	CONT - OPERATIONS	664,057	666,437	679,766	693,361
590-537-814.002	CONT - COLLECTION	39,876	40,475	41,500	42,330
590-537-814.005	CONT - FIXED ASSETS STUDY	700	715	730	745
590-537-841.000	CHARGES - ADMINISTRATION	222,924	227,382	234,203	241,230
590-537-910.000	INSURANCE & BONDS	22,738	21,354	22,000	22,000
590-537-920.000	UTILITIES	280,699	280,000	287,500	293,250
590-537-931.000	REPAIRS & MAINTENANCE	12,333	3,000	5,000	5,000
590-537-945.000	FIBER OPTIC RENT	3,964	4,083	4,205	4,331
590-537-956.000	MISCELLANEOUS	3,199	15,000	25,000	25,000
590-537-968.000	DEPRECIATION	235,023	0	0	0

DEPARTMENTS	DESCRIPTION	19-20 ACTUAL	20-21 EST. CURRENT	21-22 BUDGET	22-23 PROJECTED
590-537-972.002	CAP - VEHICLES	0	75,000	130,000	0
590-537-981.000	CAPITAL OUTLAY	0	260,000	65,000	220,000
590-537-981.015	CAP-BUILDING IMPROVEMENTS	0	0	40,000	45,000
TOTAL TREATMENT		**1,538,784**	**1,630,457**	**1,584,917**	**1,627,260**
COLLECTION					
590-538-701.000	SALARIES & WAGES	32,514	38,000	40,000	40,000
590-538-705.050	RETIREE HEALTH CARE-OPEB	10,400	3,290	2,400	2,400
590-538-705.097	HSA CONTRIBUTION	948	1,470	1,453	1,453
590-538-705.100	HEALTH INSURANCE	4,542	5,873	6,260	6,886
590-538-705.200	DENTAL INSURANCE	526	670	731	768
590-538-705.300	LIFE INSURANCE	53	75	62	62
590-538-705.400	FICA	2,333	2,910	3,060	3,060
590-538-705.550	RETIREMENT - DEF CONT	1,270	2,184	1,915	1,953
590-538-705.900	LONG TERM DISABILITY	148	180	183	183
590-538-712.000	INSURANCE OPT-OUT	0	227	8	8
590-538-731.000	DEFERRED COMPENSATION CITY C	838	819	760	775
590-538-800.000	PROF & CONTRACTUAL	0	0	0	0
590-538-803.001	COMPUTER ADMIN SERVICES	0	1,601	9,166	9,046
590-538-814.000	CONT - OPERATIONS	315,237	337,825	345,000	355,350
590-538-841.002	CHARGES - SOFTWARE SERVICES	2,499	1,963	0	0
590-538-860.000	CONTINUING EDUCATION	0	5,250	0	0
590-538-920.000	UTILITIES	21,487	20,000	20,600	21,218
590-538-931.000	REPAIRS & MAINTENANCE	14,094	13,000	20,000	20,000
590-538-931.103	MAINT - AIR BASE	904	1,100	1,500	1,500
590-538-943.000	EQUIPMENT RENT	17,420	21,000	20,000	20,000
590-538-945.000	FIBER OPTIC RENT	36,460	37,554	38,680	39,841
590-538-956.000	MISCELLANEOUS	375	400	500	500
590-538-968.000	DEPRECIATION	378,089	0	0	0
590-538-969.000	LOSS ON DISPOSAL	9,548	0	0	0
590-538-981.051	CAP - SEWER MAINS	0	1,081,700	1,675,000	1,801,000
590-538-981.052	CAP - NEW SEWER SERVICES	0	15,000	10,000	10,000
590-538-981.053	CAP - REPL SEWER SERVICES	0	55,000	35,000	35,000
590-538-981.056	CAP - LIFT STATIONS	0	85,000	90,000	15,500
590-538-991.802	SRF BOND - PRIN	0	160,000	165,000	165,000
590-538-991.803	G.O. BOND - PRIN	0	25,000	25,000	25,000
590-538-995.700	1998 S/W REV BONDS -INT	0	0	0	0
590-538-995.802	SRF BOND - INTEREST	28,834	28,204	24,264	21,583
590-538-995.803	G.O. BOND - INTEREST	11,757	10,938	9,844	8,750
TOTAL COLLECTION		**890,276**	**1,956,233**	**2,546,386**	**2,606,836**

DEPARTMENTS	DESCRIPTION	19-20 ACTUAL	20-21 EST. CURRENT	21-22 BUDGET	22-23 PROJECTED
	OTHER FINANCING USES				
590-966-999.906	WATER FUND	0	0	0	0
TOTAL OTHER FINANCING USES		**0**	**0**	**0**	**0**
TOTAL EXPENDITURES AND OTHER FINANCING USES		**2,429,060**	**3,586,690**	**4,131,303**	**4,234,096**

PROJECTED SURPLUS			
Budgeted Net Revenues (Expenditures)	**6/30/2022**	**$**	**(1,018,803)**
Current Est. Operating Surplus (Deficit)	**6/30/2021**	**$**	**(528,205)**
Accumulated Available Undesignated Surplus (Deficit) From Prior Years	**6/30/2020**	**$**	**3,449,104**
RESERVED G.O. BOND ISSUE		**$**	**29,375**
PROJECTED SURPLUS AT END OF BUDGET YEAR 2021-22		**$**	**1,872,721**

WATER FUND

The Water Fund is an enterprise fund and is used to account for the acquisition, operation, maintenance, and replacement of the Water Production and Water Distribution systems, which are entirely self-supported, by user charges. User Fees are expected to produce $1,893,900. The recently approved meter change out program will impact this revenue as consumers with under registering meters will now be billed for the actual water being used. We have also proposed a 10% rate increase to stabilize the funds position and to maintain the current level of capital improvements necessary to repair, maintain, and upgrade the system and provide reliable service to the customers of the system.

Since July 1, 1988, the operation and maintenance of the Water Production and Water Distribution system has been operated by W. W. Operation Services, now Suez. The contract with Suez was extended through June 30, 2020 in conjunction with an approved meter change out program funded by Suez and to be paid over the next 4 years.

Number of City of Alpena Customers	4,640
Number of Alpena Township Customers	2,375
Miles of City Water Main	80.6

The City will continue the project started last year with the replacement of the water mains in Oliver Street between LaForest and Fourth. The City will also undertake the replacement of sewer mains in Tawas Street, Fair Avenue from Ninth Avenue to Washington Avenue, Valve replacement, and Chisholm Street water repairs. Barry Street between State and Chisholm, McKinley between Fair and Saginaw, and Tawas between Washington and Eighth. The projects are as follows:

Capital Outlay and Major Projects

Treatment Plant

Critical Component Replacement	591-541-982.000	$ 10,000
Safety Hazard Abatement	591-541-982.000	20,000
Asbestos Abatement	591-541-982.000	20,000
Water Valve Replacement	591-542-982.052	130,000
Lab Equipment & Instrumentation	591-542-982.051	5,000
Lab Equipment/New Lab Chlorine Ampero Titrator	591-542-982.051	5,000
Structural Mechanical Upgrades	591-542-982.051	5,000
Mixing Chamber & Settling Basin Valve Replace	591-541-982.000	200,000
Infrastructure Security	591-541-982.000	25,000
Filter Effluent valves/controllers/converters	591-541-730.000	100,000
TOTAL TREATMENT PLANT		**$ 520,000**

Distribution System

Oliver St	591-542-982.051	590,000
Dawson/Monsroe Intersection	591-542-982.051	125,000

Tawas Street	591-542-982.051	600,000
Fair Avenue	591-542-982.051	572,000
Chisholm Street Water Repairs	591-542-982.051	85,000
TOTAL DISTRIBUTION SYSTEM		**$ 1,972,000**
TOTAL WATER FUND		**$ 2,492,000**

DEPARTMENTS	DESCRIPTION	19-20 ACTUAL	20-21 EST. CURRENT	21-22 BUDGET	22-23 PROJECTED
	WATER FUND				
	REVENUES				
591-000-477.000	PLUMBING PERMITS	125	0	200	200
591-000-626.000	CHARGES - TAP FEES	8,295	7,270	8,300	8,300
591-000-626.100	CHARGES - SAMPLING/TEST	22,535	20,500	20,000	20,000
591-000-628.100	HYDRANT USE	2,265	3,300	3,500	3,500
591-000-642.000	SALES & CHARGES	3,205,387	3,304,900	3,404,047	3,506,168
591-000-665.000	INVESTMENT INCOME	6,508	3,000	5,000	5,000
591-000-677.000	MISCELLANEOUS	36,068	224,000	30,000	30,000
591-000-699.008	FR SEWER FUND	0	0	0	0
TOTAL REVENUES		**3,281,183**	**3,562,970**	**3,471,047**	**3,573,168**
	EXPENDITURES				
PRODUCTION					
591-541-726.000	SUPPLIES	154,704	154,000	160,000	160,000
591-541-730.000	DURABLE GOODS	0	0	0	0
591-541-814.000	CONT - OPERATIONS	650,876	680,500	700,915	714,933
591-541-920.000	UTILITIES	131,093	142,600	146,870	151,300
591-541-931.000	REPAIRS & MAINTENANCE	4,366	288,000	4,500	4,500
591-541-956.000	MISCELLANEOUS	11,199	36,000	25,000	25,000
591-541-968.000	DEPRECIATION	115,819	0	0	0
591-541-982.000	CAPITAL OUTLAY	0	213,750	390,000	300,000
TOTAL PRODUCTION		**1,068,057**	**1,514,850**	**1,427,285**	**1,355,733**
DISTRIBUTION					
591-542-701.000	SALARIES & WAGES	46,638	47,326	48,273	49,238
591-542-705.050	RETIREE HEALTH CARE-OPEB	0	3,313	2,896	2,954
591-542-705.097	HSA CONTRIBUTION	1,121	1,930	1,441	1,441
591-542-705.100	HEALTH INSURANCE	5,084	5,400	6,236	6,860
591-542-705.200	DENTAL INSURANCE	571	700	719	755
591-542-705.300	LIFE INSURANCE	58	60	61	61
591-542-705.400	FICA	3,409	3,582	3,693	3,767
591-542-705.550	RETIREMENT - DEF CONT	1,354	2,040	1,898	1,936

DEPARTMENTS	DESCRIPTION	19-20 ACTUAL	20-21 EST. CURRENT	21-22 BUDGET	22-23 PROJECTED
591-542-705.900	LONG TERM DISABILITY	161	176	179	179
591-542-712.000	INSURANCE OPT-OUT	0	215	32	32
591-542-731.000	DEFERRED COMP CITY CONTRI	981	744	756	771
591-542-800.000	PROF & CONTRACTUAL	0	0	0	0
591-542-803.001	COMPUTER ADMIN SERVICES	0	3,202	9,166	9,046
591-542-814.000	CONT - OPERATIONS	256,495	200,000	260,000	265,000
591-542-841.002	CHARGES - SOFTWARE SERVS	2,499	1,963	0	0
591-542-931.000	REPAIRS & MAINTENANCE	23,366	86,772	65,000	65,000
591-542-931.104	MAINT - WATER TOWERS	139,564	107,230	110,450	113,500
591-542-943.000	EQUIPMENT RENT	12,482	15,000	15,000	15,000
591-542-945.000	FIBER OPTIC RENT	2,974	3,063	3,155	3,250
591-542-956.000	MISCELLANEOUS	393	5,575	500	500
591-542-968.000	DEPRECIATION	299,043	0	0	0
591-542-969.000	LOSS ON DISPOSAL	12,025	0	0	0
591-542-982.000	CAPITAL OUTLAY	0	34,229	0	0
591-542-982.051	CAP - WATER MAINS	0	707,650	1,972,000	2,060,000
591-542-982.052	CAP - MAIN VALVES	0	130,000	130,000	30,000
591-542-982.053	CAP - LARGE METERS	0	15,000	15,000	15,000
591-542-982.055	CAP - NEW WATER SERVICES	0	6,000	9,000	9,000
591-542-982.056	CAP - REPL WATER SERVICES	0	78,000	35,000	35,000
591-542-982.061	CAP - ELEVATED TANKS	0	15,000	0	0
591-542-991.701	DWRF BOND - PRIN	0	160,000	160,000	160,000
591-542-991.702	G.O. BOND - PRIN	0	25,000	25,000	25,000
591-542-995.700	1998 S/W REV BONDS -INT	0	0	0	0
591-542-995.701	DWRF BOND - INTEREST	35,554	32,994	29,604	26,204
591-542-995.702	G.O. BOND - INTEREST	11,757	10,938	9,844	8,750
TOTAL DISTRIBUTION		**855,529**	**1,703,102**	**2,914,903**	**2,908,244**
COMMERCIAL					
591-543-705.050	RETIREE HEALTH CARE-OPEB	11,438	0	0	0
591-543-705.097	HSA CONTRIBUTION	0	0	0	0
591-543-705.100	HEALTH INSURANCE	0	0	0	0
591-543-705.200	DENTAL INSURANCE	0	0	0	0
591-543-705.300	LIFE INSURANCE	0	0	0	0
591-543-705.900	LONG TERM DISABILITY	0	0	0	0
591-543-814.000	CONT - OPERATIONS	5,942	6,067	6,190	6,376
591-543-814.002	CONT - COLLECTION	39,997	40,030	40,830	42,055
591-543-814.005	CONT - FIXED ASSETS STUDY	700	715	730	745
591-543-841.000	CHARGES - ADMINISTRATION	222,923	227,380	236,500	243,595
591-543-910.000	INSURANCE & BONDS	19,377	20,621	21,000	21,000
TOTAL COMMERCIAL		**300,377**	**294,813**	**305,250**	**313,771**
TOTAL EXPENDITURES		**2,223,963**	**3,512,765**	**4,647,438**	**4,577,748**

WATER FUND

PROJECTED SURPLUS			
Budgeted Net Revenues (Expenditures)	6/30/2022	$	(1,176,391)
Current Est. Operating Surplus (Deficit)	6/30/2021	$	50,205
Accumulated Available Undesignated Surplus (Deficit) From Prior Years	6/30/2020	$	2,781,748
RESERVED G.O. BOND ISSUE		$	29,375
PROJECTED SURPLUS AT END OF BUDGET YEAR 2021-22		$	1,626,187

BROWNFIELD REMEDIATION REVOLVING FUND

The Brownfield Remediation Revolving Fund (RRF) is used to support the development or redevelopment of contaminated or potentially contaminated sites within the City by providing funding, either through grants or loans, to conduct environmental site investigations, prepare BEAs and Due Care Plans, and conduct site remediation activities. The Authority Board establishes policies and procedures for use of the funds, including whether they shall be provided as a loan or a grant to an eligible recipient. The RRF receives funding through an approved Brownfield Tax Increment Financing (TIF) Plan via the capture of local property taxes once all other eligible expenses are reimbursed. In 2013, the Authority and City Council approved a Brownfield Plan to allow for the expenditure of Remediation Funds in support of the City's purchase and demolition of the Beach Motel on State Avenue. Remediation Funds specifically covered the costs for a Phase 1 ESA, asbestos survey and removal of asbestos from the building, demolition of the building and air quality monitoring during demolition. In 2014, a Brownfield Plan was approved to assist the Austin Brothers Beer Company with the costs of Phase 1 and 2 Environmental Site Assessments, development of a Due Care Plan, and remediation of on-site contamination (via a loan) necessary for the development of a new production brewery and bar/restaurant in an existing industrial building. The new brewery, located off Miller Street adjacent to the railroad tracks, opened in November 2015. In February 2016, Council approved a Brownfield Plan for Target Alpena Development Corporation to assist in the redevelopment of the former Alpena Power Company property in downtown Alpena along the Thunder Bay River. Remediation Funds were intended to pay for a Phase 2 ESA, BEA, Due Care Plan and necessary environmental remediation. Demolition of the building occurred in mid 2016 utilizing a blight elimination grant from the state and private funding, however, it was not necessary to utilize the Remediation Fund appropriation. Target is currently marketing the property to potential developers.

The Authority approved a second loan to Austin Brothers Beer Co. in late 2016 to assist in the installation of new water and sanitary sewer service lines to the brewery. This was a one-year loan, which has been repaid.

In 2017 the Authority also authorized funding for environmental assessments on properties at 120 W. Washington Avenue to facilitate the purchase of vacant property by an adjacent business and at 1222 Ford Avenue to facilitate the sale of an existing business. A Brownfield Plan for the 120 W. Washington property was also approved by the Authority and Council to utilize the Remediation Fund to pay for a BEA and Due Care Plan for the purchaser.

The RRF is funded from existing brownfield TIFs once all eligible expenditures have been paid. Only local tax capture is deposited into the RRF for a period of five years or the expiration of the brownfield plan, whichever occurs first. To date the NOAA and Lafarge TIFs (both expired) and the Dean Arbour TIF have contributed funds to the Brownfield Remediation Revolving Fund.

DEPARTMENTS	DESCRIPTION	19-20 ACTUAL	20-21 EST. CURRENT	21-22 BUDGET	22-23 PROJECTED
	BROWNFIELD REMEDIATION REVOLVING FUND				
	REVENUES				
643-000-665.000	INVESTEMENT INCOME	0	0	0	0
643-000-678.000	REPAYMENT OF ADVANCE	1,020	2,332	1,749	1,749
643-000-699.012	BRA CAPITAL FUND (LOCAL)	22,626	23,735	0	0
643-000-699-013	BRA CAPITAL FUND (SCHOOL)	0	0	0	0
TOTAL REVENUES		**23,646**	**26,067**	**1,749**	**1,749**
	EXPENDITURES				
643-421-843-000	AUSTIN BROS BEER CO LLC	0	0	0	0
643-421-844.000	WASHINGTON AVE 120 W	0	0	0	0
643-421-845.000	FORD AVE 1222	0	0	0	0
643-421-846.000	CITY OF ALPENA - CITY HALL	0	0	0	0
TOTAL EXPENDITURES		**0**	**0**	**0**	**0**
	OTHER FINANCING USES				
643-966-964.002	REFUND - TAX ADJUSTMENT	0	0	0	0
643-966-967.010	ECON DEV - AUSTIN BROS BEER CC	0	0	0	0
TOTAL EXPENDITURES AND OTHER FINANCING USES		**0**	**0**	**0**	**0**

BROWNFIELD REMEDIATION REVOLVING FUND

PROJECTED FUND BALANCE			
Budgeted Net Revenues (Expenditures)	**6/30/2022**	**$**	**1,749**
Current Est. Operating Surplus (Deficit)	**6/30/2021**	**$**	**26,067**
Fund Balance From Prior Year	**6/30/2020**	**$**	**196,996**
FUND BALANCE AT END OF BUDGET YEAR 2021-22		**$**	**224,813**

EQUIPMENT FUND

This fund owns and maintains the City's fleet of vehicles (except police, ambulance, and older fire vehicles) and construction equipment. Equipment rental is the amount charged to the other City departments for the use of this equipment. Two City Department of Public Works employees provide fleet vehicle maintenance.

Equipment is charged a rental rate, which in turn funds the replacement and maintenance costs. Revenues generated by the sale of outdated equipment will be placed back into the fund for future fund operations.

Purchases for the City's equipment and vehicle fleet are coordinated by the Department of Public Works.

This years capital purchases out of the equipment fund are as follows:

Capital Outlay and Major Projects

Replace Truck 21 with 3/4 Pickup with Plow	661-904-983.000	$	40,000
Replace 2 one ton dump trucks #48 & #49	661-904-983.000		89,000
TOTAL EQUIPMENT/VEHICLE PURCHASES		**$**	**129,000**

DEPARTMENTS	DESCRIPTION	19-20 ACTUAL	20-21 EST. CURRENT	21-22 BUDGET	22-23 PROJECTED
	EQUIPMENT FUND				
	REVENUES				
661-000-640.000	EQUIP RENT - VEHICLES	639,614	605,000	640,000	650,000
661-000-640.200	EQUIP RENT - FIRE EQUIP	168,098	165,756	162,000	160,000
661-000-665.000	INVESTMENT INCOME	19,420	10,000	10,000	10,000
661-000-666.000	INVESTMENTS-CHANGE IN VAL	14,848	0	0	0
661-000-673.001	SALE OF ASSETS - VEHICLES	8,765	0	0	0
661-000-676.000	INSURANCE REIMBURSEMENTS	0	4,798	0	0
661-000-677.000	MISCELLANEOUS	14,815	14,800	10,000	10,000
661-000-678.000	REPAYMENT OF ADV/LOAN	0	28,000	0	0
661-000-699.017	FR MARINA FUND	0	0	4,420	4,641
TOTAL REVENUES		**865,560**	**828,354**	**826,420**	**834,641**

DEPARTMENTS	DESCRIPTION	19-20 ACTUAL	20-21 EST. CURRENT	21-22 BUDGET	22-23 PROJECTED
		EXPENDITURES			
PUBLIC WORKS					
661-905-701.000	SALARIES & WAGES	68,304	62,400	68,000	69,400
661-905-705.000	FRINGES	21,722	14,000	16,000	16,500
661-905-705.050	RETIREE HEALTH CARE-OPEB	0	4,075	4,080	4,164
661-905-705.097	HSA CONTRIBUTION	2,676	2,617	2,600	2,600
661-905-705.100	HEALTH INSURANCE	9,166	11,770	10,279	11,307
661-905-705.200	DENTAL INSURANCE	1,220	1,250	1,200	1,200
661-905-705.300	LIFE INSURANCE	111	108	90	90
661-905-705.400	FICA	4,905	4,730	5,202	5,309
661-905-705.500	RETIREMENT	5,858	5,832	5,790	6,000
661-905-705.550	RETIREMENT - DEF CONT	593	2,987	3,093	3,155
661-905-705.600	UNIFORMS	679	1,300	1,300	1,300
661-905-705.900	LONG TERM DISABILITY	341	393	400	400
661-905-726.000	SUPPLIES	1,653	1,000	1,000	1,000
661-905-731.000	DEFERRED COMP CITY CONTRI	1,649	1,235	920	938
661-905-751.000	GAS & OIL	52,694	58,000	62,000	62,000
661-905-816.100	PROF & CONT - VEHICLES	1,954	2,000	2,000	2,000
661-905-840.000	GENERAL FUND SERVICES	316,206	325,692	335,463	345,527
661-905-910.000	INSURANCE & BONDS	25,575	16,351	17,000	17,000
661-905-931.000	REPAIRS & MAINTENANCE	104,764	103,000	110,000	110,000
661-905-943.000	EQUIPMENT RENT	2,319	600	1,000	1,000
661-905-956.000	MISCELLANEOUS	263	800	2,000	2,000
661-905-968.000	DEPRECIATION	171,418	0	0	0
661-905-972.002	CAP - VEHICLES	0	165,660	129,000	150,000
661-905-983.000	CAP - EQUIPMENT	0	6,450	0	0
TOTAL PUBLIC WORKS		**794,070**	**792,250**	**778,417**	**812,890**
FIRE DEPARTMENT					
661-907-726.200	SUPPLIES - FIRE VEHICLE	32	101	100	100
661-907-751.200	GAS & OIL - FIRE VEHICLES	5,749	6,800	8,000	8,000
661-907-840.000	GENERAL FUND SERVICES	12,592	12,970	13,359	13,740
661-907-910.200	INSURANCE - FIRE VEHICLE	2,372	6,854	7,000	7,000
661-907-933.200	MAINT - FIRE VEHICLES	8,875	18,000	12,000	12,000
661-907-968.200	DEPRECIATION EXP - FIRE	20,581	0	0	0
661-907-983.001	CAP - EQUIP/FIRE VEHICLE	0	29,723	0	40,000
TOTAL FIRE DEPARTMENT		**50,201**	**74,448**	**40,459**	**80,840**
TOTAL EXPENDITURES AND OTHER FINANCING USES		**844,271**	**866,698**	**818,876**	**893,730**

PROJECTED FUND BALANCE			
Budgeted Net Revenues (Expenditures)	**6/30/2022**	**$**	**7,544**
Current Est. Operating Surplus (Deficit)	**6/30/2021**	**$**	**(38,344)**
Fund Balance From Prior Year	**6/30/2020**	**$**	**2,327,668**
FUND BALANCE AT END OF BUDGET YEAR 2021-22		**$**	**2,296,868**

DPW CONSTRUCTION FUND

During the fiscal year 2005-2006, the Alpena Building Authority completed construction of the new Department of Public Works Service Facility on Long Lake Avenue; which is now occupied by the Department of Public Works.

The Building Authority financed this project through the sale of approximately $1.8-million in bonds. The Building Authority now leases the DPW facility to the City until the bonds are repaid, at which time the City of Alpena will assume direct ownership of it.

Since the City's Equipment Fund rents space in the new facility for storage of the DPW construction equipment and vehicle fleet, the Equipment Fund paid approximately $120,000 per year to the Building Authority towards repayment of the bonds until 2012-13, then the General Fund began to make the lease payments.

The Alpena Municipal Council has also authorized that the principal amount of $207,000 in the DPW Construction Fund be retained within this fund and that the investment income only be used for building

There are no capital projects scheduled for 2021-2022.

PUBLIC SAFETY FACILITY CONSTRUCTION FUND

On February 5, 1996, the Municipal council authorized that the principal amount of $386,000 in the Public Safety Facility Construction fund be retained in the Construction Fund and that the investment income only be used for building improvements and stationary building equipment.

The interest was used for building projects and when it was depleted, Council authorized the use of the principal for continued capital and maintenance projects on the building.

The following are building improvements completed over the years and scheduled through 2016-2017. With completion of the 2016-2017 roof projects, the fund will have no balance left.

2001-2002
Non-skid Floor
Humidifier System
Generator
Phone System Expansion

2003-2004
Phase 1 of the Energy Light Installation
Upgrade to Carbon Monoxide Emission System

2004-2005
Completion of Energy Efficient Light Installation

2005-2006
Phone System
Air Compressor
Environmental Site Work
Initial Improvements and Renovations to the
Public Safety Facility Annex

2006-2007
Overhead Doors
Gate & Fence
Paving
Roof Repairs
Exterior Painting

2013-2014
Boiler Replacement Study

2014-2015
Boiler Replacement

2015-2016
Control System
Gutter Repair/Roof/Soffits
Air Conditioning

2016-2017
Completion of Roof Project

Grants
2016-2020
Table of Contents

		Page No.
Grants Summary	. . . . .	118
2020 Grants	. . . . .	119
	Police Department	
2019 Grants	. . . . .	120
	Police Department	
	Marina	
2018 Grants	. . . . .	122
	Police Department	
	Engineering Department	
2017 Grants	. . . . .	123
	Police Department	
	Fire/EMS	
	Engineering Department	
	Planning & Development	
2016 Grant	. . . . .	125
	Police Department	
	Fire/EMS	
	Planning & Development	

GRANTS

2016-2020

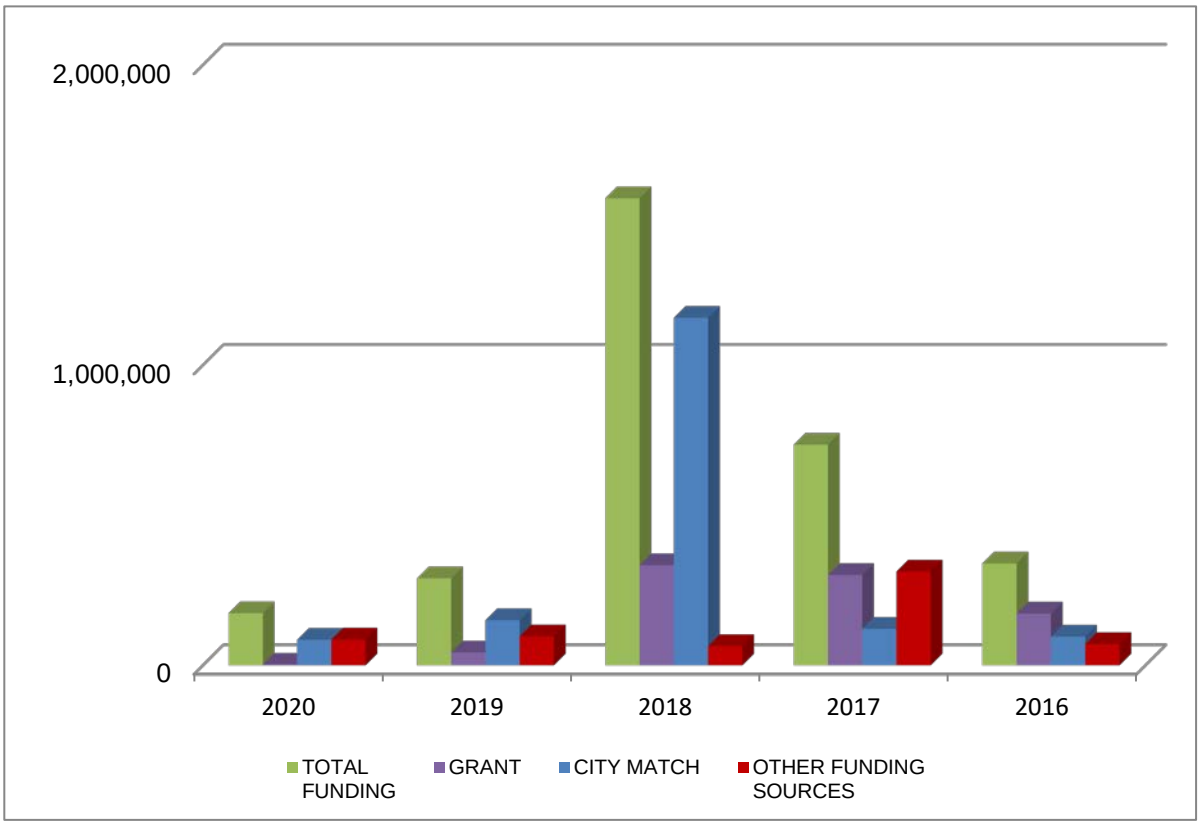

GRANT HISTORY 2015-2019				
YEAR	TOTAL FUNDING	GRANT	CITY MATCH	OTHER FUNDING SOURCES
2020	173,848	2,400	85,213	86,235
2019	290,049	42,940	150,445	96,664
2018	1,555,836	333,690	1,157,803	64,343
2017	735,063	300,962	121,579	312,522
2016	339,383	172,696	95,694	70,993
TOTAL	**$ 2,630,282**	**$ 807,348**	**$ 1,375,076**	**$ 447,858**

2020
GRANTS BY DEPARTMENT

POLICE DEPARTMENT

GRANT	CITY MATCH	OTHER FUNDING SOURCES	
1,400			**PROJECT:** Law Enforcement Distribution (302 Funds) **GRANT SOURCE:** State of Michigan **DESCRIPTION:** Funds allocated for specific law enforcement training. Estimated amount based on previous payments.*This is a reduced amount due to the Covid Health Crisis.
	42,500	42,500	**PROJECT:** Enhanced Law Enforcement Presence on ACC Campus **GRANT SOURCE:** Alpena Community College **DESCRIPTION:** Agreement for City to provide an officer at the Alpena ACC campus approximately 20 hours per week when classes are in session.
	36,235	36,235	**PROJECT**: School Liaison Officer **GRANT SOURCE:** Alpena Public Schools **DESCRIPTION**: Officer assigned to Alpena High School. *APS pays for 1/2 of the cost for the officer; however, amounts shown indicate a likely adjustment as APS schedule was frequently distrupted due to the current health emergency.
1,000	6,478		**PROJECT:** Radar Speed Signs **GRANT SOURCE:** Community Foundation of Northeast Michigan **DESCRIPTION:** Grant awarded towards purchase of two Radar Speed Signs.
		7,500	**PROJECT:** Youth Academy **GRANT SOURCE:** 26th Judicial Circuit Court **DESCRIPTION:** Officers coach and mentor court-ordered at-risk youth. *Estimated amount is based on past billing cycles & disruption of services caused by the current health emergency.
$2,400	**$85,213**	**$86,235**	**2020 POLICE DEPARTMENT TOTAL**

GRANT	CITY MATCH	OTHER FUNDING SOURCES	
$2,400	**$85,213**	**$86,235**	**TOTAL GRANTS RECEIVED IN 2020**

2019
GRANTS BY DEPARTMENT

POLICE DEPARTMENT

GRANT	CITY MATCH	OTHER FUNDING SOURCES	
2,800			**PROJECT:** Law Enforcement Distribution (302 Funds) **GRANT SOURCE:** State of Michigan **DESCRIPTION:** Funds allocated for specific law enforcment training. Estimated amount based on previous payments.
21,000	32,438		**PROJECT:** Patrol Vehicle **GRANT SOURCE:** USDA Rural Development **DESCRIPTION:** Funds received from USDA for purchase and equipping of patrol vehicle (2018 application).
	42,500	42,500	**PROJECT:** Enhanced Law Enforcement Presence on ACC Campus **GRANT SOURCE:** Alpena Community College **DESCRIPTION:** Agreement for City to provide an officer at the Alpena ACC campus approximately 20 hours per week when classes are in session. *College pays 1/2 of the officer's wages; however, the fee may be adjusted as the campus closed prematuring due to the current health emergency.
	56,367	33,819	**PROJECT**: School Liaison Officer **GRANT SOURCE:** Alpena Public Schools **DESCRIPTION**: Officer assigned to Alpena High School. *APS pays for 1/2 of the cost for the officer; however, amounts shown indicate a likely adjustment as APS closed prematuring due to the current health emergency.
		11,000	**PROJECT:** DARE Officer **GRANT SOURCE:** Alpena DARE Program **DESCRIPTION:** Officer to provide DARE services in community schools.
		9,100	**PROJECT:** Youth Academy **GRANT SOURCE:** 26th Judicial Circuit Court **DESCRIPTION:** Officers coach and mentor court-ordered at-risk youth. *Amount estimated based on past billing cycles.
		245	**PROJECT:** Glow Stick Program **GRANT SOURCE:** PNC Bank **DESCRIPTION:** Glow sticks given to children for use during Trick-or-Treating hours.
$23,800	**$131,305**	**$96,664**	**2019 POLICE DEPARTMENT TOTAL**

2019
GRANTS BY DEPARTMENT
MARINA FUND

GRANT	CITY MATCH	OTHER FUNDING SOURCES	
19,140	19,140	0	**PROJECT:** Economic Impact Study of Michigan Ports **GRANT SOURCE:** Department of Natural Resources **DESCRIPTION:** Funds for conducting an economic impact study of Michigan Ports, in terms of tourism and dollars.
$19,140	**$19,140**	**$0**	**2019 MARINA FUND TOTAL**

GRANT	CITY MATCH	OTHER FUNDING SOURCES	
$42,940	**$150,445**	**$96,664**	**TOTAL GRANTS RECEIVED IN 2019**

2018
GRANTS BY DEPARTMENT

POLICE DEPARTMENT

GRANT	CITY MATCH	OTHER FUNDING SOURCES	
5,890			**PROJECT:** Seat Belt and Distracted Driving Enforcement **GRANT SOURCE:** Office of Highway Safety Planning **DESCRIPTION:** Projected overtime wages for officers conducting specific traffic enforcement details.
2,800			**PROJECT:** Law Enforcement Distribution (302 Funds) **GRANT SOURCE:** State of Michigan **DESCRIPTION:** Funds allocated for specific law enforcment training. Estimated amount based on previous payments.
	42,803	42,803	**PROJECT**: School Liaison Officer **GRANT SOURCE:** Alpena Public Schools **DESCRIPTION**: Officer assigned to Alpena High School.
		11,000	**PROJECT:** DARE Officer **GRANT SOURCE:** Alpena DARE Program **DESCRIPTION:** Officer to provide DARE services in community schools.
		10,000	**PROJECT:** Youth Academy **GRANT SOURCE:** 26th Judicial Circuit Court **DESCRIPTION:** Officers coach and mentor court-ordered at-risk youth. *Amount estimated based on past billing cycles.
		540	**PROJECT:** Glow Stick Program **GRANT SOURCE:** PNC Bank **DESCRIPTION:** Glow sticks given to children for use during Trick-or-Treating hours.
$8,690	**$42,803**	**$64,343**	**2018 POLICE DEPARTMENT TOTAL**

ENGINEERING

GRANT	CITY MATCH	OTHER FUNDING SOURCES	
325,000	1,115,000	0	**PROJECT:** Miller Street **GRANT SOURCE: MDOT Small Urban** **DESCRIPTION:** Funding match for Street portion of project.
$325,000	**$1,115,000**	**$0**	**2018 ENGINEERING FUND TOTAL**

GRANT	CITY MATCH	OTHER FUNDING SOURCES	
$333,690	**$1,157,803**	**$64,343**	**TOTAL GRANTS RECEIVED IN 2018**

2017
GRANTS BY DEPARTMENT

POLICE DEPARTMENT

GRANT	CITY MATCH	OTHER FUNDING SOURCES	
21,700	32,656		**PROJECT:** Replacement of Patrol Vehicle **GRANT SOURCE:** USDA Rural Development **DESCRIPTION:** Funds received from USDA for purchase and equipping of patrol vehicle.
1,962			**PROJECT:** Seat Belt and Drunk Driving Enforcement **GRANT SOURCE:** Office of Highway Safety Planning **DESCRIPTION:** Projected overtime wages for officers conducting specific traffic enforcement details.
2,800			**PROJECT:** Law Enforcement Distribution (302 Funds) **GRANT SOURCE:** State of Michigan **DESCRIPTION:** Funds allocated for specific law enforcment training. Estimated amount based on previous payments.
	45,623	45,623	**PROJECT**: School Liaison Officer **GRANT SOURCE:** Alpena Public Schools **DESCRIPTION**: Officer assigned to Alpena High School.
		11,000	**PROJECT:** DARE Officer **GRANT SOURCE:** Alpena DARE Program **DESCRIPTION:** Officer to provide DARE services in community schools.
		10,827	**PROJECT:** Youth Academy **GRANT SOURCE:** 26th Judicial Circuit Court **DESCRIPTION:** Officers coach and mentor court-ordered at-risk youth. *Amount estimated based on past billing cycles.
		572	**PROJECT:** Glow Stick Program **GRANT SOURCE:** PNC Bank **DESCRIPTION:** Glow sticks given to children for use during Trick-or-Treating hours.
$26,462	**$78,279**	**$68,022**	**2017 POLICE DEPARTMENT TOTAL**

FIRE/EMS

GRANT	CITY MATCH	OTHER FUNDING SOURCES	
14,500	0	14,500	**PROJECT:** State Fire Protection Grant **GRANT SOURCE:** State of Michigan **DESCRIPTION:** State reimbursement of Fire Protection Costs for State Owned Facilities
$14,500	**$0**	**$14,500**	**2017 FIRE/AMBULANCE DEPARTMENT TOTAL**

2017
GRANTS BY DEPARTMENT

ENGINEERING

GRANT	CITY MATCH	OTHER FUNDING SOURCES	
205,000	40,000	200,000	**PROJECT:** Starlite Beach Improvements (Splash Park) **GRANT SOURCE:** MDNR Trust Fund **DESCRIPTION:** Construct a splash park and beach improvements at Starlite Beach.
$205,000	**$40,000**	**$200,000**	**2017 ENGINEERING TOTAL**

PLANNING & DEVELOPMENT

GRANT	CITY MATCH	OTHER FUNDING SOURCES	
10,000	3,300	0	**PROJECT:** Trail Signage Grant **GRANT SOURCE:** Regional Prosperity Initiative (State) **DESCRIPTION:** Received funds to construct additional trail signage utilizing DNR approved trail sign types.
45,000	0	30,000	**PROJECT:** River Center Preliminary Construction Docs **GRANT SOURCE:** USDA Rural Development RBEG **DESCRIPTION:** Utilizing funds for preparing preliminary constrution documents for the River Center. Matching funds to be paid with funds from Alpena River Center LLC.
$55,000	**$3,300**	**$30,000**	**2017 PLANNING & DEVELOPMENT TOTAL**

GRANT	CITY MATCH	OTHER FUNDING SOURCES	
$300,962	**$121,579**	**$312,522**	**TOTAL GRANTS RECEIVED IN 2017**

2016
GRANTS BY DEPARTMENT

POLICE DEPARTMENT

GRANT	CITY MATCH	OTHER FUNDING SOURCES	
38,000	42,000	0	**PROJECT:** Replacement of two Patrol Vehicles **GRANT SOURCE:** USDA Rural Development **DESCRIPTION:** Funds received from USDA for purchase and equipping of two patrol vehicles.
6,290	6,290	0	**PROJECT**: Purchase of Replacement Bulletproof Vest **GRANT SOURCE:** Federal Government Bulletproof Vest Partnership **DESCRIPTION**: Grant provided 50% reimbursement
3,843	0	0	**PROJECT:** Seat Belt and Drunk Driving Enforcement **GRANT SOURCE:** Office of Highway Safety Planning **DESCRIPTION:** Projected overtime wages for officers conducting specific traffic enforcement details.
3,246	0	0	**PROJECT:** Law Enforcement Distribution (302 Funds) **GRANT SOURCE:** State of Michigan **DESCRIPTION:** Funds allocated for specific law enforcment training for 2016 CY.
0	44,104	44,104	**PROJECT**: School Liaison Officer **GRANT SOURCE:** Alpena Public Schools **DESCRIPTION**: Officer assigned to Alpena High School. *For 15-16 FY
0	0	11,000	**PROJECT:** DARE Officer **GRANT SOURCE:** Alpena DARE Program **DESCRIPTION:** Officer to provide DARE services in community schools.
0	0	9,800	**PROJECT:** Youth Academy **GRANT SOURCE:** 26th Judicial Circuit Court **DESCRIPTION:** Officers coach and mentor court-ordered at-risk youth. *Amount estimated based on past billing cycles.
0	0	489	**PROJECT:** Glow Stick Program **GRANT SOURCE:** PNC Bank **DESCRIPTION:** Glow sticks given to children for use during Trick-or-Treating hours.
$51,379	**$92,394**	**$65,393**	**2016 POLICE DEPARTMENT TOTAL**

2016
GRANTS BY DEPARTMENT

FIRE/EMS

GRANT	CITY MATCH	OTHER FUNDING SOURCES	
4,650	0	0	**PROJECT:** CPR Quality Meters **GRANT SOURCE:** Community Foundation of Northeast Michigan **DESCRIPTION:** Received funds for CPR Quality Meters
106,667	0	5,600	**PROJECT:** CPR Compression Devices **GRANT SOURCE:** Federal-FEMA **DESCRIPTION:** Received federal funds for CPR Compression Devices
$111,317	**$0**	**$5,600**	**2016 FIRE/AMBULANCE DEPARTMENT TOTAL**

PLANNING & DEVELOPMENT

GRANT	CITY MATCH	FUNDING SOURCES	
10,000	3,300	0	**PROJECT:** Trail Signage Grant **GRANT SOURCE:** Regional Prosperity Initiative (State) **DESCRIPTION:** Received funds to construct additional trail signage utilizing DNR approved trail sign types.
$10,000	**$3,300**	**$0**	**2016 PLANNING & DEVELOPMENT TOTAL**

GRANT	**CITY MATCH**	**OTHER FUNDING SOURCES**	
$172,696	**$95,694**	**$70,993**	**TOTAL GRANTS RECEIVED IN 2016**

CITY OF ALPENA
COMPREHENSIVE FEE SCHEDULE

Table of Contents

For ease of reference, the following Table of Contents follows the Table of Contents in the Code of Ordinances of the City of Alpena.

Page No.

Ambulance…….....…….. 130

Amusements……....……. 131
- Vehicular Race Tracks
- Billiard Halls and Bowling Alleys
- Circuses, Parades and Menageries
- Skating Rinks
- Mechanical Amusement Devices

Buildings…....……. 132
- Building Code
- Electrical Permit Fees
- Mechanical Fees
- Plumbing Fees

Rental Registration Fee Schedule…..... 139

Business Licenses (Regulations)……....……. 140
- Auctions and Auctioneers
- Transient Merchants
- Second Hand Dealers
- Precious Metals Dealers (State)
- Going Out of Business
- Street Vendors

Cemeteries…….....……. 141
- Evergreen Cemetery

Community Development……....……. 142
- Brownfield Plan Application
- Economic Development Corporation (EDC)
- Application to Establish a Tax Abatement District
- Industrial Facilities Exemption Certificates
- Personal Property Tax Abatement
- NEZ Fee Schedule
- OPRA Fee Schedule
- Commercial Rehabilitation Act Exemption Certificate
- Establishment of a Well Water Restriction Zone

Environment……....……. 143
- Soil Erosion and Sedimentation Control Permits

Page No.

Fire Prevention and Protections…….....…… 144
Fire Prevention Permits

Manufactured Homes and Trailers…….....…… 144
Trailer Coaches

Parks and Recreation…….....…….. 144
McRae Park Shelter
Island Park
Starlite Beach Pavilion
Bay View Park
Culligan Plaza
Duck Park
Alpena Regional Trailhead
City Marina
City Hall Parking Lot
Mich-E-Ke-Wis Warming Shelter

Planning and Zoning……...…… 146
Zoning Fees and Charges

Plumbing……...…… 149
Plumbing Permits

Streets and Sidewalks……..…… 150
Sidewalk Contractors
Sidewalk Openings
Street Improvement Projects
Sidewalk Construction
Driveway Permits

Police-Related Fee Schedule…….....…… 151
Business Regulations
Vehicles for Hire-Taxicabs
Sexual Offender Registration
Miscellaneous
Bicycle Licenses
Electronic Media Copying
Traffic Crash Report
Vehicle Impound Release
Vehicle Impound Release-Daily Rate
Vicious Animal Permit
Motor Vehicles and Traffic

Page No.

Utilities…….....…… 154
Water and Sewer Charges
Fiber Use Rental

Vegetation…….…… 159
Tree Planting

Waterways…….…….. 160
City of Alpena's Marina
Riverfront
Boat Launching

Subdivision Regulations……...…….. 163
Plats
Land Division and Lot Splits

Miscellaneous……..…… 164
Sandbags
Copies & Prints
Compost
Dial A Ride

Other Fees:
Certifications
Duplicate Licenses
Fax Service
Notary Service
Street & Alley Vacation Requests
Use of City Flag
Publications
Work Done for Others
Freedom of Information Requests (FOIA)

AMBULANCE

			Effective Date	Type
Ambulance				
Basic Life Support Base Rate (1)	$	475.00	05-15-17	
Mileage per mile (2)	$	14.00	05-15-17	
Patient Assist	$	175.00		
Advanced Life Support 1 (ALS1) Base Rate (1)	$	575.00	05-15-17	
Advanced Life Support 2 (ALS2) Base Rate (1)	$	750.00	05-15-17	
Mobile Intensive Care Unit (MICU/SCT) (1)	$	875.00	05-15-17	
Intercept	$	350.00	07-01-08	
Nursing Assist (per hour)	$	40.00		
Ambulance standby, for profit events (per hour)	$	85.00		
Ambulance standby, for mutual aid fires (per hour)	$	-		
ACSD Inmate Transport to MidMichigan Alpena	$	250.00		

(1) $200 discount on rates for county residents.

Up to $200.00 discount on rates for county residents, applied to any outstanding balance after insurance payments. If the balance is less than $200.00, the discount will be equal to the outstanding balance. If the balance is more than $200.00, the full $200.00 discount will be applied and the resident is responsible for the remainder of the bill.

(2) Per mile transport, one-way, origin to destination.

(3) Port to port, long distance transports as required.

Per the ambulance agreement with Alpena County, “If current Medicare, Medicaid, Blue Cross/Blue Shield or third party private payer (accept assignment) reimbursement programs are changed so as to affect those agencies’ payment program for services which affects the Ambulance Fee Schedule, then both parties agree to amend the Ambulance Fee Schedule for ambulance services to reflect those changes, so that the prevailing ambulance fees shall be maintained. The City shall notify the County of any changes of ambulance fees. If the increase in fees is greater than five (5) percent, the County shall respond within 30 days. If no response, those changes in fees shall be adopted.”

Oxygen	$	40.00	07-10-09	Council

AMUSEMENTS

	Effective Date	Type	Section
License Fees:			
Vehicular Race Tracks $25.00/year	1953	Resolution	6-64
Billiard Halls & Bowling Alleys $5.00/year	1953	Resolution	6-93
Circuses, Parades & Menageries $40.00/day	1953	Resolution	6-123
- $25,000 Bond	2000	Resolution	
* per occurrence 1,000,000 minimum combined single limited (bodily injury/property damage) with the City named as additionally insured.			
Skating Rinks $25.00/year	1953	Resolution	6-153
Distributor of Mechanical Amusement Devices - $5.00/year Per device	1953	Resolution	6-203

BUILDING PERMIT FEE SCHEDULE

Fees Based on Actual Construction Cost

- Construction Valuation Data May Be Verified with City Assessor.
- Permit fees are an additional $100.00 for failure to obtain permits prior to construction.
- Permits are valid for one year from date of issue. Permits may be extended for just cause prior to expiration date. Expired permits cost $100.00 to be reopened.
- Some construction projects may require an additional inspection fee.
- Additional work added to existing permit is $100.00 plus an increase in valuation from fee schedule.

Effective Date: 7-01-21
Type: Resolution

$ 1	to	$ 1,900	- $ 100	$25,001	to	$26,000	$225
$ 1,901	to	$ 2,000	$105	$26,001	to	$27,000	$230
$ 2,001	to	$ 3,000	$110	$27,001	to	$28,000	$235
$ 3,001	to	$ 4,000	$115	$28,001	to	$29,000	$240
$ 4,001	to	$ 5,000	$120	$29,001	to	$30,000	$245
$ 5,001	to	$ 6,000	$125	$30,001	to	$31,000	$250
$ 6,001	to	$ 7,000	$130	$31,001	to	$32,000	$255
$ 7,001	to	$ 8,000	$135	$32,001	to	$33,000	$260
$ 8,001	to	$ 9,000	$140	$33,001	to	$34,000	$265
$ 9,001	to	$10,000	- $145	$34,001	to	$35,000	$270
$10,001	to	$11,000	$150	$35,001	to	$36,000	$275
$11,001	to	$12,000	$155	$36,001	to	$37,000	- $280
$12,001	to	$13,000	$160	$37,001	to	$38,000	$285
$13,001	to	$14,000	$165	$38,001	to	$39,000	$290
$14,001	to	$15,000	- $170	$39,001	to	$40,000	$295
$15,001	to	$16,000	- $175	$40,001	to	$41,000	$300
$16,001	to	$17,000	- $180	$41,001	to	$42,000	$305
$17,001	to	$18,000	- $185	$42,001	to	$43,000	$310
$18,001	to	$19,000	$190	$43,001	to	$44,000	$315
$19,001	to	$20,000	$195	$44,001	to	$45,000	$320
$20,001	to	$21,000	$200	$45,001	to	$46,000	- $325
$21,001	to	$22,000	$205	$46,001	to	$47,000	- $330
$22,001	to	$23,000	$210	$47,001	to	$48,000	- $335
$23,001	to	$24,000	$215	$48,001	to	$49,000	- $340
$24,001	to	$25,000	$220	$49,001	to	$50,000	- $345

$50,001 to $100,000 $345 for the first $50,000 plus $5.00 for each additional $1,000 of fraction thereof, including $100,000

$100,001 and up $595 for the first $100,000 plus $7.00 for each additional $1,000 or fraction thereof.

ELECTRICAL PERMIT FEES

Fee Chart

	FEE
1. Application fee **(non-refundable)**	$70.00
SERVICE	
2. Through 200 Amp.	$10.00
3. Over 200 Amp. thru 600 Amp.	$15.00
4. Over 600 Amp. thru 800 Amp.	$20.00
5. Over 800 Amp. thru 1200 Amp.	$25.00
6. Over 1200 Amp. (GFI only)	$50.00
7. Circuits	$5.00
8. Lighting Fixtures – per 25	$6.00
9. Dishwasher	$5.00
10. Furnace – Unit Heater	$5.00
11. Electrical – Heating Units (baseboard)	$4.00
12. Power Outlets (ranges, dryers, etc.)	$7.00
SIGNS	
13. Unit	$10.00
14. Letter	$15.00
15. Neon-each 25 feet	$20.00
16. Feeders-Bus Ducts, etc.-per 50’	$6.00
17. Mobile Home Park Site*	$6.00
18. Recreational Vehicle Park Site	$4.00
K.V.A. & H.P.	
19. Units up to 20	$6.00
20. Units 21 to 50 K.V.A. or H.P.	$10.00
21. Units 51 K.V.A. or H.P. & over	$12.00
FIRE ALARM SYSTEMS (NOT SMOKE DETECTORS)	
22. Up to 10 devices	$50.00
23. 11 to 20 devices	$100.00
24. Over 20 devices	$5.00 each
DATA/TELECOMMUNICATION OUTLETS***	
31. 1-19 devices	$5.00 each
32. 20-300 devices	$100.00
33. Over 300 devices	$300.00
ENERGY MANAGEMENT TEMP. CONTROL	
25. Energy Retrofit –Temp. Control	$45.00
34. Circuits – Energy Management	$5.00 each
26. Conduit only or grounding only	$45.00
INSPECTIONS	
27. Power Restoration Inspection	$20.00
28. Additional Inspection	$60.00
29. Final Inspection	$70.00
30. Certification Fee **	$20.00

* See VII. Fee Clarification Item #17 above

** Required for all school and state-owned construction projects

*** The Michigan Electrical Code Rules no longer contain requirements to permit and inspect data and telecommunications wiring; therefore, this section is voluntary.

NOTE: Under special circumstances, the City will assess an hourly fee for inspection services at a rate of $75.00 per hour.

Make checks payable to: "City of Alpena"

Instructions for Completing Application:

General: Electrical work shall not be started until the application for permit has been filed with the City of Alpena. All installations shall be in conformance with the Michigan Electrical Code. **No work shall be concealed until it has been inspected.** The telephone number for the inspector will be provided on the permit form. When ready for an inspection, call the inspector providing as much advance notice as possible. The inspector will need the **job location** and **permit number**.

Expiration of Permit: A permit remains valid as long as work is progressing and inspections are requested and conducted. A permit shall become invalid if the authorized work is not commenced within six months after issuance of the permit or if the authorized work is suspended or abandoned for a period of six months after the time of commencing the work. **A PERMIT WILL BE CLOSED WHEN NO INSPECTIONS ARE REQUESTED AND CONDUCTED WITHIN SIX MONTHS OF THE DATE OF ISSUANCE OR THE DATE OF A PREVIOUS INSPECTION. CLOSED PERMITS CANNOT BE REFUNDED. THE CHARGE TO RE-OPEN A CLOSED PERMIT IS $100.00.**

MECHANICAL FEES

Fee Chart

	FEE
1. Application Fee **(non-refundable)**	$70.00
2. Residential Heating System (includes duct & pipe) New Building Only*	$50.00
3. Gas/Oil Burning Equipment (furnace, roof top units, generators)	$30.00
4. Boiler	$30.00
5. Water Heater (gas piping & venting-direct replacement only)	$5.00
6. Damper (control, back-draft, barometric or fire/smoke)	$5.00
7. Solid Fuel Equipment (includes chimney)	$30.00
8. Chimney, factory built (installed separately), B Vent, PVC Venting	$25.00
37. Gas Burning Fireplace	$30.00
9. Solar; set of 3 panels-fluid transfer (includes piping)	$20.00
10. Gas Piping; each opening-new install (residential)	$5.00
11. Air Conditioning (incl. split systems) RTU-Cooling Only	$30.00
12. Heat Pumps (split systems) or Geothermal (complete residential)	$30.00
13. Dryer, Bath & Kitchen Exhaust (residential ducting not included)	$5.00
16. Humidifiers/Air Cleaners	$10.00
TANKS	
14. Aboveground (other than L.P.)	$20.00
38. Aboveground Connection	$20.00
15. Underground (other than L.P.)	$25.00
39. Underground Connection	$25.00
PIPING (ALL piping-minimum fee $25.00)	
17. Fuel Gas Piping	$.05 /ft
40. Process Piping	$.05 /ft
41. Hydronic Piping	$.05 /ft
42. Refrigeration Piping	$.05 /ft
46. Commercial Air Conditioning Piping	$.05 /ft
43. Exhausters (commercial)	$15.00
18. Duct - minimum fee $25.00	$.10 /ft
19. Heat Pumps; Commercial (pipe not included)	$20.00
AIR HANDLERS/HEAT WHEELS	
20. Under 10,000 CFM	$20.00
21. Over 10,000 CFM	$60.00
22. Commercial Hoods	$15.00
23. Heat Recovery Units	$10.00
24. V.A.V. Boxes (all variable volume or zone damper equipment)	$10.00
25. Unit Ventilators/PTAC Units	$10.00
26. Unit Heaters (terminal units)	$15.00
27. Fire Suppression/Protection (includes piping)-minimum fee $20.00	$.75/head
28. Coils (Heat/Cool)	$30.00
29. Refrigeration (split system)	$30.00
CHILLER/COOLING TOWERS	
30. Chiller-Refrigeration	$30.00
44. Chiller-Air Conditioning	$30.00
31. Cooling Towers-Refrigeration	$30.00

45. Cooling Towers-Air Conditioning	$30.00
32. Compressor/Condenser	$30.00
INSPECTIONS	
33. Special Insp. (pertaining to sale of bldg.)	$75.00
34. Additional Inspection	$75.00
35. Final Inspection	$70.00
36. Certification Fee	$30.00

Application fee of $70.00 and final inspection fee of $70.00 must be included in total.

Make checks payable to: "City of Alpena"

General: Mechanical work shall not be started until the application for permit has been filed with the City of Alpena Building department. All installations shall be in conformance with the Michigan Mechanical Code. **No work shall be concealed until it has been inspected.** The telephone number for the inspector will be provided on the permit form. **When ready for an inspection, call the inspector providing as much advance notice as possible.** The inspector will need the **job location** and **permit number**.

Expiration of Permit: A permit remains valid as long as work is progressing and inspections are requested and conducted. A permit shall become invalid if the authorized work is not commenced within 180 days after issuance of the permit or if the authorized work is suspended or abandoned for a period of 180 days after the time of commencing the work. **A PERMIT WILL BE CLOSED WHEN NO INSPECTIONS ARE REQUESTED AND CONDUCTED WITHIN 180 DAYS OF THE DATE OF ISSUANCE OR THE DATE OF A PREVIOUS INSPECTION. CLOSED PERMITS CANNOT BE REFUNDED. THE CHARGE TO RE-OPEN A CLOSED PERMIT IS $100.00.**

PLUMBING FEES

Fee Chart

	FEE
1. Application Fee **(non-refundable)**	$70.00
2. Mobile Home Park Site*	$5.00 each
3. Fixtures, floor drains, special drains, water connected appliances	$5.00 each
4. Stacks (soil, waste, vent and conductor)	$3.00 each
5. Sewage ejectors, sumps	$5.00 each
6. Sub-soil drains	$5.00 each
WATER SERVICE	
7. Less than 2”	$5.00
8. 2” to 6”	$25.00
9. Over 6”	$50.00
10. Connection (bldg. drain-bldg. sewers)	$5.00
SEWERS (sanitary, storm or combined)	
11. Less than 6”	$5.00
12. 6” and Over	$25.00
13. Manholes, Catch Basins	$5.00 each
WATER DISTRIBUTING PIPE (system)	
14. ¾” Water Distribution Pipe	$5.00
15. 1” Water Distribution Pipe	$10.00
16. 1-1/4” Water Distribution Pipe	$15.00
17. 1-1/2” Water Distribution Pipe	$20.00
18. 2” Water Distribution Pipe	$25.00
19. Over 2” Water Distribution Pipe	$30.00
20. Reduced pressure zone back-flow preventer	$5.00 each
25. Domestic water treatment and filtering equipment only**	$5.00 each
26. Medical Gas System	$45.00
27. Water Heater	$5.00
INSPECTIONS	
21. Special Insp. (pertaining to sale of building)	$75.00
22. Additional Inspection	$75.00
23. Final Inspection	$70.00
24. Certification Fee	$30.00

*See VII. Fee Schedule Item #2, #3 and #25 above. **Total Fee (Must include the $70.00 non-refundable application and $70.00 final inspection fees).**

Make checks payable to: "City of Alpena"

General: Plumbing work shall not be started until the application for permit has been filed with the City of Alpena Building Department. All installations shall be in conformance with the Michigan Plumbing Code. **No work shall be concealed until it has been inspected.** The telephone number for the inspector will be provided on the permit form. When ready for an inspection, call the inspector providing as much advance notice as possible. The inspector will need the **job location** and **permit number.**

Instructions for Completing Application:

General: Plumbing work shall not be started until the application for permit has been filed with the City of Alpena Building Department. All installations shall be in conformance with the Michigan Plumbing Code. **No work shall be concealed until it has been inspected.** The telephone number for the inspector will be provided on the permit form. When ready for an inspection, call the inspector providing as much advance notice as possible. The inspector will need the **job location** and **permit number**.

Expiration of Permit: A permit remains valid as long as work is progressing and inspections are requested and conducted. A permit shall become invalid if the authorized work is not commenced within 180 days after issuance of the permit or if the authorized work is suspended or abandoned for a period of 180 days after the time of commencing the work. **A PERMIT WILL BE CLOSED WHEN NO INSPECTIONS ARE REQUESTED AND CONDUCTED WITHIN 180 DAYS OF THE DATE OF ISSUANCE OR THE DATE OF A PREVIOUS INSPECTION. CLOSED PERMITS CANNOT BE REFUNDED. THE CHARGE TO RE-OPEN A CLOSED PERMIT IS $100.00.**

OTHER INSPECTIONS AND FEES

Electrical permit fees are on reverse side of electrical permit application
Inspections outside of normal business hours $75 per hour
Re Inspections $75 each
Special Inspections $75 per hour
Lawn Cutting Inspection Fee - $50
Temporary Certificate of Occupancy without Building Permit $75
Final Certificate of Occupancy without Building Permit - $75

Residential:	$75	
Industrial/Commercial:	$125	less than 5,000 sq. ft
	$250	5001-10,000 sq. ft.
	$500	over 10,000 sq. ft.

Pre manufactured Dwelling Permit Fee: Based on the total value of all work required for the manufactured home installation plus the total value of all work required for the construction of accessory buildings, stairs, porches, finish work, painting, and roofing. The value of the manufactured home itself shall not be included.
Solar Panel Installation Permit Fee: Based on Value of Construction.

PLAN REVIEW FEE SCHEDULE

Commercial and Multi-Family Plan Review fee shall be 65% of the building permit fee and shall be paid with the building permit fee.
Commercial, Electrical, Mechanical and Plumbing Plan Review fee shall be $100 to $600 depending on complexity of plans.
One Family and Additions - NO PLAN REVIEW FEE
Code Board of Appeals: $50 Filing fee.

RENTAL REGISTRATION FEE SCHEDULE

Initial Registration and Re-registration (if paid within allotted time frame) – NO FEE
Late Re-registration - $50.00

Failure to Register Prior to Occupancy:	Prior landlord	$250.00
	First time landlord	$150.00
	Second offense	$550.00

RENTAL INSPECTION FEE SCHEDULE

Initial/Renewal Inspection including One (1) Follow-up (to be paid prior to inspection)	Every 3 years
1 – 2 Units: Inspected at the same time & same location	$90.00/unit
3 – 10 Units: Inspected at the same time & same location	$85.00/unit
11 or more Units: Inspected at the same time & same location	$80.00/unit
Re-Inspections (following 2nd Failure) (to be paid prior to re-inspection)	$125.00/unit/re-inspection
Missed Appointments (to be paid prior to inspection)	$125.00/unit
Late Payment Fee for Initial/Renewal Inspection or Re-Inspection (paid up to and including 10 days after inspection)	Base fee plus $10.00/unit
Failure to Pay Fee (more than 10 days after inspection)	Base fee plus $20.00/unit and fees may be placed on tax rolls for the property
Appeals	$50.00*

* Fees for tenants may be waived by the City Manager upon demonstration of financial hardship.

The Housing Board of Appeals may direct a fee paid by a property owner or local agent to be refunded if it determines either: 1) that an avoidable mistake was made by the City in a determination; or 2) that the City was unreasonable in a determination or ruling.

BUSINESS REGULATIONS

		Effective Date	Type	Section
Auctions	$100.00/event - License Fee	2000	Resolution	18-107
	$5,000 Bond			18-108
Transient Merchants	$250.00/Day	1987	Resolution	18-143
	10% Bond	1987	Resolution	
Second Hand Dealers	$100.00/yr.	2000	Resolution	74-34
Precious Metals Dealers	$25.00/yr.		State	
Going Out of Business Sale	$50.00 (30 days)		State	
	Renewals (two permitted) $50.00 each		State	
Street Vendors - $10.00 application		2000	Resolution	18-172
	(Paid to DDA) $10.00/week permit			

CEMETERY CHARGES

Effective Date: See Below
Type: Resolution
Charges are for Fiscal Year Beginning:

		7/1/2021
Grave with Perpetual Lot Care	$	735.00
Grave with Perpetual Lot Care (Flush Marker Section)	$	660.00
Perpetual Lot Care on Existing Grave	$	320.00
Burial	$	735.00
Baby Burial (Includes Grave if Needed)	$	530.00
Mausoleum Interment	$	735.00
Disinterment	$	735.00
Disinterment and Reinterment	$	1,410.00
Burials on Saturday – Add	$	580.00
Burials on Sunday or Holiday – Add	$	1,060.00
Use of Chapel on Saturday – Add	$	260.00
Use of Chapel on Sunday or Holiday – Add	$	530.00
Temporary Storage	$	335.00
Cremains	$	360.00
Cremains in Mausoleum	$	735.00
Cremains Disinternment	$	380.00
Use of Chapel for Other Cemeteries Weekdays	$	310.00
Use of Chapel for Other Cemeteries – Saturday	$	345.00
Use of Chapel for Other Cemeteries - Sunday or Holiday	$	700.00
Monument Permits	$	130.00
Government Markers	$	155.00
Repair to Graves not under Perpetual Care		Cost

Other:

* Graves or Lots must have Perpetual Care before a Grass Marker or Monument may be placed.
* DSS Burials - pay difference between above rates and DSS payment if a Monument is placed in the future.

After Hour Burials on Weekdays	$	115.00

COMMUNITY DEVELOPMENT

	Effective Date	Type
BROWNFIELD PLAN APPLICATION		
Filing Fees: Plan without TIF - $250.00	7-01-06	Resolution
Plan including TIF w/o School Tax Capture - $500.00		
Plan including TIF with School Tax capture - $750.00		
ECONOMIC DEVELOPMENT CORPORATION (EDC)		
$250.00 includes costs for newspaper publications, certified mailings, etc.	7-01-94	Resolution
APPLICATION TO ESTABLISH A TAX ABATEMENT DISTRICT - $250.00 (unless otherwise specified in this schedule)	7-01-10	
INDUSTRIAL FACILITIES EXEMPTION CERTIFICATES		
Filing Fee - $500.00 (includes newspaper publications, certified mailings, staff time, etc.)	7-01-99	Resolution
PERSONAL PROPERTY TAX ABATEMENT	9-04-07	Resolution
Filing Fee - $500.00 (includes newspaper publications, certified mailings, staff time, etc.)		

NEZ FEE SCHEDULE

	Fees
Initial Application	$ 100.00
Transfer of Existing Certificate to Another Party	$ 50.00

Mandatory Pre-Sale Inspections for NEZ Property

Initial Inspection including One (1) Follow-up (to be paid prior to inspection)	$60.00/unit
Re-Inspections (following 2nd Failure) (to be paid prior to re-inspection)	$65.00/unit/re-inspection
Missed Appointments (to be paid prior to inspection)	$65.00/unit

Late Payment Fee for Initial/Renewal Inspection or Re-Inspection (paid up to and including 10 days after inspection)	Base fee plus $5.00/unit
Failure to Pay Fee (more than 10 days after inspection)	**Fees** Base fee plus $10.00/unit and fees may be placed on tax rolls for the property
Appeals	$25.00*

* The Housing Board of Appeals may direct a fee paid by a property owner or local agent to be refunded if it determines either: 1) that an avoidable mistake was made by the City in a determination; or 2) that the City was unreasonable in a determination or ruling.

OBSOLETE PROPERTY REHABILITATION ACT

Application to Establish an OPRA District:

1 – 5 property owners:	$200.00
5 – 10 property owners:	$300.00
11 or more property owners:	$400.00

Application for OPRA Exemption Certificate:

Less than $250,000 Rehabilitation Value:	$200.00
$250,001 - $999,999 Rehabilitation Value:	$300.00
$1 – 3 Million Rehabilitation Value:	$400.00
Over $3 Million Rehabilitation Value:	$500.00

COMMERCIAL REHABILITATION ACT EXEMPTION CERTIFICATE

Application filing fee	$500.00

ESTABLISHMENT OF A WELL WATER RESTRICTION ZONE

Application Fee:	1-20 parcels	$ 250.00
	21-40 parcels	$ 500.00
	41+ parcels	$ 750.00

ENVIRONMENT

Soil Erosion and Sedimentation Control

Soil Erosion and Sedimentation Control Permit*	**Effective Date**	**Type**
$125.00 plus $10.00 per acre of site involved.	7-01-21	Resolution
100% Bond	6-03-78	Resolution

*with building permit: additional charge of $10.00 per acre is waived.

FIRE PREVENTION AND PROTECTION
PERMIT REQUIREMENT SCHEDULE

Section No.	Effective Date	Type
	6-16-97	Ordinance

F-107.23 Permits are required for all items recited in said Schedule. Permit fees and inspection fees are not required.

MANUFACTURED HOMES AND TRAILERS

	Effective Date	Type
Permit to Park, Use, and Occupy a Trailer Coach on the premises of a Dwelling - $10.00	7-05-88	Resolution

PARKS AND RECREATION

	Effective Date	Type
McRae Park Shelter		
Fees set by the McRae Park Association.		Resolution
Two tennis courts - $8.00/court/hr. Two basketball courts - $8.00/court/hr.	7-01-21	Resolution
Island Park	7-01-04	Resolution
Submit letter to the City Clerk who will then forward to the Wildlife Sanctuary Board and the Planning and Development Director for their review and recommendation.		
Starlite Beach Pavilion	7-01-21	Resolution
Pavilion for $100.00 deposit (refundable) and $75.00 rent (non-refundable) which includes 20 picnic tables & 4 refuse barrels		
Bay View Park	7-01-21	Resolution
Four tennis courts - $8.00/court/hr. Three basketball courts - $8.00/court/hr. Band Shell - $200 deposit (refundable)		
Culligan Plaza	7-01-21	Resolution
Open gathering area - $65.00 per max 4 hour event Need approval of DDA and City.		

Duck Park	7-01-21	Resolution
Open gathering area - $65.00 per day		
Approval needed from Wildlife Sanctuary Board & City of Alpena		
Alpena Regional Trailhead	7-01-21	Resolution
Pavilion $50.00 deposit (refundable) and $50.00 rent		
Restrooms, 2 refuse barrels, and 6 picnic tables included		
City Marina	7-01-21	Resolution
Fishing Tournaments $75.00		
Cruise Ship Docking Fee - Billed for cost incurred		
City Hall Parking Lot	7-01-21	Resolution
$50.00 per day		
Mich-E-Ke-Wis Warming Shelter	7-01-21	Resolution
$175.00 per day - $100.00 Security Deposit		

PLANNING AND ZONING FEES

Effective Date	Type
7-01-92	Resolution

The following fees and charges are established in accordance with the Alpena Zoning Ordinance and national standards as determined by the American Society of Planning Officials. These fees and charges generally do not reflect the total value of time and materials consumed by specific cases; however, it is intended that parties receiving specific individual attention share responsibility of costs incurred due to their request. Unless otherwise noted, fees and charges are non refundable and do not assure approval or denial of request. Fees and charges are subject to change.

		Fees
1.	Sign Permit 2110 (5) d	
A.	No fee shall be required for erection of the following signs:	No Fee
(1)	Non illuminated signs with a surface of not more than eight (8) square feet that are permitted in residential districts.	
(2)	Non illuminated portable and temporary signs accessory to churches, schools, and non profit institutions.	
(3)	Temporary political campaign signs.	
B.	One sided signs	$1.50 per sq. ft. Minimum Fee: $25.00
C.	Two sided signs	$3.00 per sq. ft. Minimum Fee: $50.00
D.	All illuminated signs require an electrical permit.	

2. Sign Erectors License 2110 (6) c
   $50.00 per year

   Evidence of proper insurance per 2110 (7) must accompany payment of fee.

3.	Site Plan Review 2116, 2206	
A.	Preliminary Site Plan Review (optional).	$100.00
B.	Final Approval of Site Plan by staff and Planning Commission.	$300.00
C.	Site Plan Review in conjunction with Approval of Principal Use Permitted Subject to Special Conditions (See Planning Commission Action).	

Fees

4. Material Removal/Filling Permit 2121, 2206 $110.00

   No permit is required if excavation is related to an issued building permit; or for moving, grading, or leveling by a land owner on the immediate natural site of the materials in accordance with an approved site plan.

5. Permit for New Use of Land 2203 (2), 2206

   (See Certificate of Occupancy.)

6. Permit for New Use of Building 2203 (3), 2206

   (See Certificate of Occupancy.)

7. Building Permit Fees 2203 (4), 2206

   See pages 131

8. Certificates of Occupancy 2204, 2206

   A. A certificate of occupancy shall be issued in conjunction with satisfactory final inspection of construction subject to a building permit. Fee shall be included with building permit fee.

   B. Changes in use of land and buildings requiring a certificate of occupancy. — Temporary: $75.00; Final: $75.00 (includes temporary if needed)

   C. Inspection and verification of compliance/noncompliance when requested by either an occupant or property owner. This is an optional action subject to convenience and availability of inspection personnel. — $125.00

9. Public Hearings 2208

   Mailing costs included in filing fee.

10. Board of Zoning Appeals Action 2302, 2303, 2304

    A. An appeal by a person, firm, corporation, organization, or agency of an interpretation by or action of either the Building Official, Planning Commission, or City Council, on a particular matter or issue will be processed in accordance with the ordinance and state statute (MSA 5.2935.) A decision by the ZBA shall be final, and may be appealed only to the circuit court in accordance with state law. — $350.00

			Fees
	B. Requests for clarification or interpretation of ordinance language and intent, and Board direction on specific matters may be initiated only by the Building Official and related City staff and Planning Commission.		No fee
	C. Request for variance	Use	$350.00
		Development Standard	$350.00
	Payment shall be made with application and includes all public hearing related costs.		
11.	Planning Commission Action Article XXVII		
	A. Payment shall be made with application and includes all public hearing related costs. (Text and map changes, except PUD)		$400.00
	B. Request for use Special Land Use Permit. Payment of this fee includes site plan review costs and shall be paid at time of application.		$400.00
12.	Planned Unit Development District (Pud)		02-05-01 Resolution
	A. Pre-Application Meetings		No Charge
	B. Rezoning and Preliminay Site Plan Approval		$400.00
	C. Final Site Plan Approval		$400.00
	D. Consolidated Rezoning and Final site Plan Approval		$400.00
	E. Amend Final Site Plan		$300.00
13.	Special Meetings		$100.00 per meeting, in addition to other fees
	Action will be taken at regular meetings of the appropriate body unless otherwise requested, and if possible without jeopardizing ordinance compliance and staff review. Special meetings involve additional City costs which require an additional charge.		
14.	The aboce listed fees and charges may not be waived and may change upon annual review by the City Council.		
15.	Home Occupation Permit Fee		$75.00
16.	Fence Permit 2003		$50.00 07-01-15 Resolution
17.	Zoning Clearance Permit		$50.00

PLUMBING CONNECTION PERMIT FEES

	Effective Date	Type	Section
	7-01-21	Resolution	
		Fees	
Sanitary Sewer Connection Inspection Fee		$65.00	
Water Distribution Connection Inspection Fee		$65.00	
Re-Inspection		$65.00/visit	

STREETS AND SIDEWALKS

	Effective Date	Type	Section
Sidewalk Contractors $10,000 Bond	2000	Resolution	82-54
Sidewalk Openings Liability Insurance $100,000/$300,000 Per occurrence $1,000,000 combined single limit (bodily injury/property damage) with City named as additionally insured	2000	Ordinance	82-98
Street Improvement Projects Property Owner pays 25% of street improvement costs	1999		
Sidewalk Construction Charge to Property Owners for new sidewalk: 60% of the cost of sidewalk replacement charged by the City's sidewalk contractor plus engineering costs: $2.63/sq. ft. (Actual rate as determined annually by Council)	7-01-16	Resolution	
Driveway Permits $50.00*	7-01-11	Resolution	

Follow-up inspection - $40.00/hr. or visit
Blanket utility and R.O.W. permit shall be issued
Under driveway permits. Follow-up inspections or
Inspections under blanket utility permit shall be at established rate.

*Fee doubled for performing work without permit.

POLICE-RELATED FEE SCHEDULE

BUSINESS REGULATIONS

		Effective Date	Type	Section
Liquor Licenses				
On Premise Consumption: New or Transfer - $250		7-01-12	Resolution	
On Premise Consumption: New or Transfer - $250		7-01-12	Resolution	
Fee includes all licenses/permits.				

SEXUAL OFFENDER REGISTRATION

Annual Registration	$50.00/year	2014	State Law	
(The City retains $20 and the State of Michigan receives $30 from each registration)				

MISCELLANEOUS

Bicycle Licenses	No charge	7-01-97	Resolution	
Electronic Media Copying - Actual media cost plsu labor		2015	State Law	
Traffic Crash Report	$10.00	7-01-11	Resolution	
Vehicle Impound Release	$25.00	7-01-15	Resolution	
Vehicle Impound – Daily Rate (If kept at APD lot)	$25.00	7-01-16	Resolution	
Vicious Animal Permit				
Fee Application (includes required signage provided by City)	$150.00/year	7-20-15	Ordinance	15-431
Replacement “Vicious Animal Kept Here” Signs	At cost			

MOTOR VEHICLES AND TRAFFIC

		Effective Date 1-20-14	Type Ordinance
		Penalties	
Offense:	If Paid Within 10 Days	If Paid After 10 Days	If Paid After 20 Days
1 Overtime parking			
a. Reserved	$10.00	$20.00	$40.00
b. Unmetered			
2 Prohibited parking (signs unnecessary):			
a. Too far from curb	10.00	20.00	40.00
b. Angle parking violations	10.00	20.00	40.00
c. Obstructing traffic	10.00	20.00	40.00
d. On sidewalk	10.00	20.00	40.00
e. In front of drive	10.00	20.00	40.00
f. Within 20' of crosswalk or 15 ' of corner lot lines	10.00	20.00	40.00
g. Within 30' of street side traffic sign or signal	10.00	20.00	40.00
h. Within 50' of railroad crossing	10.00	20.00	40.00
i. Within 20' of fire station entrance	10.00	20.00	40.00
j. Beside street excavation when traffic obstructed	10.00	20.00	40.00
k. On bridge	10.00	20.00	40.00
l. Within 200' of accident where police are in attendar	10.00	20.00	40.00
m. In front of theater	10.00	20.00	40.00
n. Blocking emergency exit or fire escape	10.00	20.00	40.00
o. On wrong side of street	10.00	20.00	40.00
3 Prohibited parking (signs required)	10.00	20.00	40.00
4 Parking for prohibited purposes:			
a. Displaying vehicle for sale	10.00	20.00	40.00
b. Working or repairing vehicle	10.00	20.00	40.00
c. Displaying advertising	10.00	20.00	40.00
d. Selling merchandise	10.00	20.00	40.00
e. Storage over 48 hours	10.00	20.00	40.00
f. Abandoned vehicle (plus towing and storing charge)	10.00	20.00	40.00
g. Disabled vehicle, failure to move	10.00	20.00	40.00
5 Keys in vehicle or motor running	10.00	20.00	40.00
6 All night parking or 3:00am to 6:00am on paved street from November 1 to April 1	10.00	20.00	40.00

Offense:	Penalties		
	If Paid Within 10 Days	If Paid After 10 Days	If Paid After 20 Days
7 Parking in handicapped zone	50.00	100.00	150.00
8 Parking in alley, driveway, crosswalk or intersection	10.00	20.00	40.00
9 Not parked within designated or lined space on any public street or in any City-owned parking lot	10.00	20.00	40.00
10 Parking within 15' of fire hydrant	10.00	20.00	40.00
11 Double parking	10.00	20.00	40.00
12 All night parking (i.e., 3:00 a.m. to 6:00 a.m.) in any City-owned parking lot	10.00	20.00	40.00
13 Parking a vehicle and/or boat trailer, on any City-owned property or privately owned property open to the public, which has launched a boat from any City-owned launching area, without first having paid the established launching fee for same.	25.00	50.00	100.00

RATE SCHEDULE APPENDIX FOR CHAPTER 30

		Effective Date	Type
WATER			
Section 98-34			
l) Temporary Water Service (5/8" meter)	1. As determined by City Manager per SOP #9 2. $15.00 minimum plus water charge	7-20-87	Resolution
Section 98 37			
j) Water service out of service 12 months or more	New tap fee or as determined by City Manager per SOP #9	7-20-87	Resolution
Section 30-22			
g) Meter test fee (initial) (Meter found accurate)	$0 $0	7-20-87	Resolution

Section 98-56

Ready to Serve Charge – Quarterly	Water	Sewer	Total
1” Meter or less	$15.00	$15.00	$30.00
Greater than a 1” but less than a 2” meter	$90.00	$90.00	$180.00
2”-less than a 3” Meter	$225.00	$225.00	$450.00
3” Meter	$270.00	$270.00	$540.00
4” Meter	$375.00	$375.00	$750.00
6” and larger Meter	$750.00	$750.00	$1,500.00
Ready to Serve Charge Totals			
Operation & Maintenance Charge/1,000 Gallons	$3.88	$4.01	$7.89
Debt Service Charge/1,000 Gallons	$0.47	$0.48	$0.95
O&M and Debt Totals	$4.35	$4.49	$8.84
Infrastructure Replacement Charge/1,000 Gallons	$2.30	$2.30	$4.60
Totals Commodity Charge/1,000 Gallons	$6.65	$6.79	$13.44
Billing Service Charge – Quarterly	$3.33	$3.33	$6.66
Above commodity costs are per 1,000 gallons consumed, Water – $6.65, Sewer – $6.79			
Billing Service Charge and Ready to Serve Charge are Quarterly Flat Charges			

		Effective Date	Type
g) Turn on/Turn off Charge			
Working Hours:	$40.00 each way	7-01-16	Resolution
Non-working Hours:	Actual Costs		
Special Rates and Procedures for Irrigation Meters are contained in Council Policy Statement No. 24.		3-06-00	Resolution

Section 98-59

Analytical Fees	$25.00/sample
Pool Samples	$25.00/sample

Section 98-56 (cont'd)

j) Users outside of the corporate limits of the City of Alpena.	(As set by the Addendum to the Water/Sewer Agreement with Alpena Township.)

Section 98 34

Tapping and Installation Charges		7-01-16	Resolution
1-inch service	$3,535.00		
1 1/2 inch service	$3,890.00		
2-inch service	$4,760.00		
over 2 inches	As determined by City Manager per SOP #9		
Services to users bordering the corporate limits of the City of Alpena.	(As set by the Addendum to the Water/Sewer Agreement with Alpena Township.)		

Section 98 58

a) Fire Hydrant Charge	$125.00 each
d) Fire Hydrant Use Charge	$25.00 plus water charge

Section 98 60

a) Tenant Security Deposit	$175.00	7-01-15	Resolution
c) Turn on Charge	$40.00	7-01-16	Resolution
Turn off Charge (Working hours)	$40.00		
Delinquent Turn on Charge	$55.00	7-01-16	Resolution
Delinquent Turn off Charge	$55.00		
Turn on/Turn off Charge (Non-working hours)	Actual Costs		
d) Delinquent Penalty	5%		

			Effective Date	Type
SEWER				
Section 98 96				
k)	Sanitary & Storm Sewer Connection Charge			
	4 inch, 6 inch	$2,965.00	7-01-16	Resolution
	8 inches or larger	As determined by City Manger per SOP #9	5-19-87	Resolution
	Sewer service - out of service 12 months or more	New tap fee or as determined by City Manager per SOP #9	7-20-87	Resolution
Section 98 121 (cont'd.)				
e)	Service call charge:			
	Working hours	Time and Materials $65.00/hr. (minimum one hour charge)	7-01-16	Resolution
	Non-working hours	Actual Costs $85.00 Minimum Charge	7-01-16	Resolution
	Sewer Camera Rates:			
	In City	$70.00/hr. plus labor costs		
	Out of City	$120.00/hr. plus labor costs		

		Effective Date	Type

Section 30-66

Ready to Serve Charge – Quarterly	Water	Sewer	Total
1” Meter or less	$15.00	$15.00	$30.00
Greater than a 1” but less than a 2” meter	$90.00	$90.00	$180.00
2”-less than a 3” Meter	$225.00	$225.00	$450.00
3” Meter	$270.00	$270.00	$540.00
4” Meter	$375.00	$375.00	$750.00
6” and larger Meter	$750.00	$750.00	$1,500.00
Ready to Serve Charge Totals			
Operation & Maintenance Charge/1,000 Gallons	$3.88	$4.01	$7.89
Debt Service Charge/1,000 Gallons	$0.47	$0.48	$0.95
O&M and Debt Totals	$4.35	$4.49	$8.84
Infrastructure Replacement Charge/1,000 Gallons	$2.30	$2.30	$4.60
Totals Commodity Charge/1,000 Gallons	$6.65	$6.79	$13.44
Billing Service Charge - Quarterly	$3.33	$3.33	$6.66
Above commodity costs are per 1,000 gallons consumed, Water – $6.65, Sewer – $6.79			
Billing Service Charge and Ready to Serve Charge are Quarterly Flat Charges			

i)	Turn on/Turn off Charge	$0		
j)	Thaw Water Service	$60.00/hr.	7-01-13	Resolution

Section 98-121

Unmetered sewer only customers will be charged a flat rate based on 7,000 gallons per month.

Section 98-122

1) Surcharges:

a)	Suspended solids greater than 300 mg/L	$.183/lb.	8-04-87	Resolution
b)	Biochemical Oxygen Demand greater than 300 mg/L	$.225/lb.	8-04-87	Resolution
c)	C.O.D. Carbonaceous Biochemical Oxygen Demand	To be determined by City Manager		

		Effective Date	Type
d) Total Phosphorus greater than 9.0mg/L	$.01/lb.		
e) Ammonia Nitrogen greater than 30mg/L	$.031/lb.		

Section 98 123 (cont'd.)

Leachate Disposal:		7-01-14	Resolution
Sanitary Landfill Leachate	$.03/gal.		
Trucked in Septage	$0.06/gal.		
Trucked-in waste - considered conventional by the plant superintendent.	$.03/gal		
Trucked-in waste - considered non-conventional by the plant superintendent.	$.065/gal.		
Septage Services:		7-06-10	Resolution

Late fee is 3% penalty for the first month and ½% penalty for each month after that. Authorization to discharge any septage hauler will be suspended if accounts carry a balance past 120 days.

Section 98 123

Service to users outside the corporate limits of the City of Alpena.	(As set by the Addendum to the Water/Sewer Agreement with Alpena Township.)
Services to users bordering the corporate limits of the City of Alpena.	(As set by the Addendum to the Water/Sewer Agreement with Alpena Township.)

-

Section 98 186 — 7-01-97 — Resolution

Permit Fees

3 year general permit fee. (within collection system boundaries)	$100.00
Renewal	$100.00
Requested Modification	$100.00
3 year trucked-in wastewater permit	$1,000.00
Renewal	$100.00
Requested Modification	$100.00
Temporary trucked-in wastewater permit (90 day)	$250.00

		Effective Date	Type	Section
Appeal fee	$100.00			
Equipment Composite Sampler user fee. Cost per sampling event.	$135.00			
Analytical Fees	Actual cost plus 30%			

Fiber Use Rental

Inter-Department fiber use per pair of fiber (use of two strands)	$0.0185/ft/month Min charge is one mile (5280 feet)
External fiber use per pair of fiber (use of two strands)	$0.037/ft/month Min charge is one mile (5280 feet)

VEGETATION

Removal of Noxious Vegetation (Weeds) - All expenses incurred by the City in such removal or cutting, plus overhead charge.		Resolution	102-73

WATERWAYS

	Date of Council Action	Type of Action
Seasonal Moorage Rates at City of Alpena's Marina:	7-01-14	Resolution

	Rate 8
30’ Slips	$1,350.00
38' Slips	$1,786.00
45' Slips	$2,295.00
60' Slips	$3,120.00

Boats over 60’ will be charged an additional $52.00 per foot over 60’.

A maximum of three Ying-Lings may be moored per slip. Seasonal rate charged to each owner shall be proportional to the number of Ying-Lings moored and the length of slip.

Monthly dockage rates will be at 33% of the slip rate above.	7-06-10	Resolution
The two month rate will be at 64% of the seasonal rate.	7-06-10	Resolution

MICHIGAN STATE WATERWAYS COMMISSION
2021 TRANSIENT SLIP RATE D SCHEDULE

Dock Size	2021 Fee
30 feet	$37.00
38 feet	$47.00
45 feet	$56.00
60 feet	$74.00
70 feet	$87.00
75 feet or greater	$1.24 per feet

Plus $3.00 if using the central reservation system.

Seasonal Moorage Rates at City Property along the Thunder Bay River:	3-19-90	Resolution

Seasonal or transient dockage along City's dock frontage in the Thunder Bay River	On half of the established rate in the City of Alpena's Marina for the same craft.

Boat Launching Fees for City of Alpena's Marina and North Riverfront Park: Resolution

Seasonal $50.00 - effective 01-01-17
Seasonal - City Residence - $25.00 - effective 05-04-20

Individuals must verify City residency with a state issued id and address on their boat registration.

For boaters who have more that one boat, a second permit may be issued at no additional cost if the owner's name and address are listed on both registrations. This reduction is for a second boat only. Additional boats must be permitted and pay a separate fee.

Daily $ 7.00 - effective 01-01-17

***Failure to pay launch fee*.** Any person or persons who shall fail to pay the established boat launch fee shall be subject to a penalty of twenty-five ($25.00) for each and every violation thereof. Penalities shall be payable at the traffic violations bureau. 3-06-00 Ordinance

***Winter Storage Rates-**
Length x Beam x $1.50 9-07-99 Resolution

***Boats will not be placed into winter storage prior to September 1st. All boats are required to be removed from the Marina basin prior to formation of ice.**

Summer boat storage in parking lot as approved by City Manager.

	Date of Council Action	Type of Action
Transient Slip Rental Rate Schedule	11-19-01	Resolution
Sewage Pump Out Fee: $5.00 Recreation Boats $10.00 Commercials Boats	7-01-15	Resolution
Daytime Temporary Moorage $5.00	5-06-91	Resolution
Seasonal Broadside Dockage	7-01-13	Resolution
All fees are for recreational and charter boats.	7-01-13	Resolution

2021 SEASONAL BROADSIDE DOCKAGE

Boat Overall Length	Rate 8
20 ft. or less	880
21	924
21	968
21	1012
24	1056
25	1100
26	1144
27	1188
28	1232
29	1276
30	1350
31	1395
32	1440
33	1485
34	1530
35	1610
36	1656
37	1702
38	1786
39	1833
40	1920
41	2009
42	2100
43	2150
44	2244
45	2295
46	2392
47	2444
48	2496
49	2548
50	2600
51	2652
52	2704
53	2756
54	2808
55	2860
56	2912
57	2964
58	3016
59	3068
60	3120
Over 60 ft.	52 per ft

SUBDIVISION REGULATIONS

		Effective Date	Type
Plats			
Filing Fee* (per Subdivision Act)	$60.00	1971	Ordinance
Preliminary Plat Review*	$200.00 plus $5.00 per lot	7-01-88	Resolution
Engineering Review Fees For Plan Review**	3/4 of 1% of the estimated total cost of public improvements in the plat or actual engineering costs if greater.	7-01-93	
Inspection Fees***	3/4 of 1% of the estimated total cost of public improvements in the plat or actual engineering costs if greater.	7/1/1993	

* to be paid at time of initial submittal.
** to be paid prior to final approval of preliminary plat.
*** to be paid prior to start of construction.

When a final plat is submitted to the City Clerk, the proprietor shall deposit with the plat both of the following: — 6-27-91 — State Law

(a) A filing and recording fee of $20.00. The filing and recording fee is in addition to any fee the municipality may charge under the provisions of this act.

(b) A state plat review fee of $150.00 plus $15.00 for each lot over 4 lots included in the plat. The state plat review fee shall be paid by check or money order payable to the State of Michigan.

Land Division and Lot Splits

Lots splits	$50.00
Land Divisions	$50.00 (2-4 parcels) Additional $10.00 for each parcel in excess of 4

MISCELLANEOUS

		Effective Date	Types
Sandbags	$1.00/bag	7-01-06	Resolution
Copies & Prints (Does not apply to FOIA requests)		7-01-15	City Manager

SIZE		COPIES	PRINTS
8½”x11”	First 2 Sides	$1.00	$1.00
	Next 8 Sides	$0.50	
	Balance	$0.25	
11”x17”	First 2 Sides	$1.50	$2.00
	First 8 Sides	$0.75	
	Balance	$0.50	
18”x24”	Each	$2.00 >10 $1.00	$2.50
24"x36"	Each	$2.50 >10 $1.50	$3.00
36”x48”	Each	$3.25 >10 $2.00	$4.50

Compost (As available)

$10.00 - Yard
5.00 - 1/2 Yard
2.50 - 1/4 Yard

Loading of Compost

Less than 5 yards	$20.00
5 yard or more	$50.00

TBTA Dial A Ride - Fares		7-01-04	Resolution

City Residents: Anywhere within Service Area

a.	Adults under 65 yrs.	$1.50
b.	Senior Citizens, Handicapped, and children under 14	$0.75

Non-Residents Outside of City Limits:

a.	Adults under 65 yrs.	$3.00
b.	Senior Citizens, Handicapped, and children under 14	$1.50

Contracted Services:	$41.30/hr.	2016	TBTA Board Approval

		Effective Date	Type
<u>Other Fees:</u>			
Certifications	$5.00	7-01-89	Resolution
Duplicate Licenses	$1.00	7-05-88	Resolution
Fax Service		7-27-95	City Manager
Outgoing Faxes:			
a. Local	No charge		
b. Long Distance	Actual cost of long distance call for personal faxes.		
Incoming Faxes:			
a. No charge			
Notary Service	$3.00 Residents $5.00 Non-Residents	7-01-14	Resolution
Street & Alley Vacation Requests	$70.00	7-01-02	Resolution
Use of City Flag:			
Annual License Fee	$200.00	6-19-89	Resolution

<u>Publications</u>

The following are available online at www.alpena.mi.us:

Actuary
Budget
CAFR
CIP
City Charter
Code of Ordinance

		Effective Date	Type
The following are sold at cost:		7/1/2006	City Manager
Comprehensive Plan	$30.00 plus shipping		
Michigan Vehicle Code	$20.00		
Zoning Ordinance	$30.00 plus shipping		
Work Done For Others [where there is no established rate or where the work is covered by a contractual agreement].	An overhead rate of 30% will be charged in addition to the charges for labor, fringes, materials, and equipment rental used by the City.	7/1/1988	Resolution

Freedom of Information Requests (FOIA) 7/1/2015

Complete Set of FOIA Policies, Procedures and Forms are on-line at www.alpena.mi.us.

Paper Copies (8-1/2x11 or 8-1/2x14)	$0.10/sheet
Paper Copies (other than 8-1/2x11 or 8-1/2x14)	Actual cost/sheet
Labor (charged in 15 min. increments)	Actual cost of lowest paid employee capable of performing the job (searching,copying, etc.)
Fringes	Fringe Benefit Multiplier (Max of 50% of hourly wage). Some exceptions.
Physical Media (Flash Drives, Discs, etc.)	Actual cost
Mailing	Actual cost of most economical mailing

THOSE EXISTING FEES THAT ARE NOT CONTAINED HEREIN WILL CONTINUE AND MAY BE MODIFIED BY THE CITY COUNCIL.

Capital Improvement Projects By Fund/Categories 2022-2027

Fund | **Category** | **Project Description** | **Dept.** | **Account Number**

Date Printed: 2/23/2021

DDA Fund

	Downtown			Rank	2021-2022	2022-2023	2023-2024	2024-2025	2025-2026	2026-2027	Total	Sources
1	Economic Development/ Property Acquisition Fund	DDA	216-269-967-001	1	$10,000	$15,000	$15,000	$15,000	$15,000	$15,000	$85,000	Other
2	Downtown Façade Grants	DDA	216-269-967-000	2	$20,000	$20,000	$20,000	$20,000	$20,000	$20,000	$120,000	Other
3	Downtown Alleyway Improvements	DDA	216-269-978-001	3	$15,000	$15,000					$30,000	Other
4	Public Art/ Place-Making	DDA	216-269-967-001	4	$20,000	$20,000	$20,000	$20,000	$20,000	$20,000	$120,000	Gr Other
5	Streetscapes	DDA	216-269-978-001	5	$15,000	$15,000	$10,000	$10,000	$10,000	$10,000	$70,000	Other
6	Market Study/Market Plan Update	DDA	216-269-881-000	6	$30,000						$30,000	Gr Other
7	Downtown Parking Modifications	DDA	216-269-978-001	7		$100,000	$100,000				$200,000	Other
8	Historic Plaque Project	DDA	216-269-978-001	8		$10,000	$10,000				$20,000	Other
			Category Subtotals		**$110,000**	**$195,000**	**$175,000**	**$65,000**	**$65,000**	**$65,000**	**$675,000**	
Fund Grand Totals					**$110,000**	**$195,000**	**$175,000**	**$65,000**	**$65,000**	**$65,000**	**$675,000**	

Equipment Fund

	Vehicles			Rank	2021-2022	2022-2023	2023-2024	2024-2025	2025-2026	2026-2027	Total	Sources
9	DPW Pickup #21	DPW	661-904-983-000	1	$40,000						$40,000	EF
10	One Ton Dump Truck Replacement (2) #48 & #49	DPW	661-904-983-000	2	$89,000						$89,000	EF
11	Backhoe #74	DPW	661-904-983-000	3		$150,000					$150,000	EF
12	Chipper Replacement (2) #92 and #89	DPW	661-904-983-000	4			$50,000				$50,000	EF
13	Articulating Tractor w/Attachments	DPW	661-904-983-000	5			$130,000				$130,000	EF
14	Riding Mower with Mulching Deck - #81	DPW	661-904-983-000	6				$22,000			$22,000	EF
15	Backhoe/Loader w/Hammer #73	DPW	661-904-983-000	7				$150,000			$150,000	EF
16	Sign Truck #23	DPW	661-904-983-000	8				$75,000			$75,000	EF
17	Single Axle Truck with Plow and Dump Box #46	DPW	661-904-983-000	9					$125,000		$125,000	EF
18	Mechanical Street Sweeper Replacement #91	DPW	661-904-983-000	10					$215,000		$215,000	EF
19	Snow Blower #71	DPW	661-904-983-000	11						$78,000	$78,000	EF
20	Riding Mower with Mulching Deck #80	DPW	661-904-983-000	12						$20,000	$20,000	EF
21	4 x 4 Plow Pick Up Truck w/ Lift Gate #26	DPW	661-904-983-000	13						$45,000	$45,000	EF
22	Backhoe #75	DPW	661-904-983-000	14						$150,000	$150,000	EF
			Category Subtotals		**$129,000**	**$150,000**	**$180,000**	**$247,000**	**$340,000**	**$293,000**	**$1,339,000**	
Fund Grand Totals					**$129,000**	**$150,000**	**$180,000**	**$247,000**	**$340,000**	**$293,000**	**$1,339,000**	

Fund **Category**

Project Description **Dept.** **Account Number**

Date Printed: 2/23/2021

General Fund

	Ambulance			Rank	2021-2022	2022-2023	2023-2024	2024-2025	2025-2026	2026-2027	Total	Sources
23	Echo Unit Paint	Public Safety	101-336-973-001	1	$6,000						$6,000	GF
24	Ambulance Loading Safety Systems	Public Safety	101-336-973-001	2		$42,000					$42,000	GF
25	City MICU Ambulance	Public Safety	101-336-973-001	3				$250,000			$250,000	GF
		Category Subtotals			**$6,000**	**$42,000**		**$250,000**			**$298,000**	

	Cemetery			Rank	2021-2022	2022-2023	2023-2024	2024-2025	2025-2026	2026-2027	Total	Sources
26	Cemetery Garage Bathroom Renovation	Engineering	101-276-971-000	1	$5,000						$5,000	GF
27	Road Resurfacing	Engineering	101-276-971-001	2	$10,000	$10,000	$10,000	$10,000	$10,000	$10,000	$60,000	GF
28	Evergreen Cemetery Irrigation Pump Replacement	Engineering	101-276-971-000	3	$25,000						$25,000	GF
29	Mausoleum Restoration	Engineering	101-276-971-000	4	$30,000						$30,000	GF
30	Cemetery Entrance and Roadside Improvements	Engineering	101-276-971-000	5		$100,000					$100,000	GF
31	Mausoleum Repairs	Engineering	101-276-971-000	6			$150,000	$150,000			$300,000	GF
32	Cemetery Tree Planting	Engineering	101-276-971-000	7			$5,000	$5,000	$5,000		$15,000	GF
33	Cemetery Landscaping	Engineering	101-276-971-000	8				$40,000	$45,000		$85,000	GF
34	Cemetery Irrigation System Rebuild	Engineering	101-276-971-000	9					$175,000	$175,000	$350,000	GF
35	Evergreen Cemetery Fence	Engineering	101-276-971-000	10						$60,000	$60,000	GF Other
		Category Subtotals			**$70,000**	**$110,000**	**$165,000**	**$205,000**	**$235,000**	**$245,000**	**$1,030,000**	

	Fire			Rank	2021-2022	2022-2023	2023-2024	2024-2025	2025-2026	2026-2027	Total	Sources
36	Breathing Air Compressor Replacement	Public Safety	101-336-973-001	1	$60,000						$60,000	GF
37	800 MHz Portable Radios	Public Safety	101-336-973-001	2	$7,000	$7,000					$14,000	GF
38	Functional Fitness Equipment	Public Safety	101.336.973.001	3	$15,000						$15,000	GF
39	Shipping Containers for FF training	Public Safety	101-336-973-001	4	$10,000						$10,000	GF
40	Hose and Nozzle/Valve Replacement	Public Safety	101.336.973.001	5	$4,000	$4,000					$8,000	GF
41	Support Vehicles - Pickup	Public Safety	661-904-983-000	6		$40,000	$40,000				$80,000	EF
		Category Subtotals			**$96,000**	**$51,000**	**$40,000**				**$187,000**	

	Lighting - Capital Outlay			Rank	2021-2022	2022-2023	2023-2024	2024-2025	2025-2026	2026-2027	Total	Sources
42	Washington Avenue Park to Sytek Park Lighting	Engineering	101-448-976-000	1	$100,000	$100,000					$200,000	GF Other
43	City Wide Lighting Energy Efficiency Improvements	Engineering	101-448-976-000	2	$30,000	$30,000	$30,000	$30,000	$30,000	$30,000	$180,000	GF Other
44	Lighting Upgrades - Pedestrian	Engineering	101-448-976-000	3	$20,000	$15,000	$15,000	$20,000	$15,000	$15,000	$100,000	LSF
45	Marina Light Pole Replacement	Engineering	211-760-976-000	4	$15,000	$15,000	$15,000	$15,000	$15,000		$75,000	Other
46	Riverwalk Lighting	Engineering	101-448-976-000	5			$100,000				$100,000	GF
47	Starlite Beach/Water Plant	Engineering	101-448-976-000	6				$60,000			$60,000	GF
48	Break Wall Walkway Lighting Upgrade	Engineering	101-448-976-000	7				$40,000			$40,000	GF

Fund **Category**

Date Printed: 2/23/2021

	Project Description	Dept.	Account Number									
49	Trail 4 Pathway Lighting	Engineering	101-448-976-000	8					$65,000		$65,000	GF
50	Long Rapids Road Lighting	Engineering	101-448-976-000	9						$48,000	$48,000	MSF
51	Duck Park Bi-Path Lighting	Engineering	101-448-976-000	10						$60,000	$60,000	GF
			Category Subtotals		**$165,000**	**$160,000**	**$160,000**	**$165,000**	**$125,000**	**$153,000**	**$928,000**	

	Parks			Rank	2021-2022	2022-2023	2023-2024	2024-2025	2025-2026	2026-2027	Total	Sources
52	Adopt-A-Park Improvements	Engineering	101-750-977-027	1	$5,000	$5,000	$5,000	$5,000	$5,000	$5,000	$30,000	GF
53	Bike Parking Improvements - City Properties	Engineering	101-750-977-027	2	$5,000	$5,000	$5,000				$15,000	GF
54	River Center	Planning	101-750-977-028	3	$50,000	$50,000					$100,000	GF
55	Duck/Island Park Improvements	Engineering	101-750-977-028	4	$30,000		$50,000				$80,000	GF
56	Bay View Tennis Court Lighting Upgrades	Engineering	101-750-977-012	5	$31,300						$31,300	GF
57	New and Replacement Equipment	Engineering	101-750-977-027	6	$25,000	$10,000					$35,000	GF
58	Riverscape Implementation	Engineering	101-750-977-018	7	$10,000	$10,000	$10,000				$30,000	GF
59	Public Restroom Improvements	Engineering	101-750-977-002	8	$55,000		$500,000				$555,000	GF Gr
60	Culligan Plaza Renovations	Engineering	101-750-977-002	9	$300,000						$300,000	GF
61	Avery Park Improvements and Beautification	Engineering	101-750-977-027	10		$350,000					$350,000	GF
62	Washington Avenue Park Site Improvements	Engineering	101-750-977-027	11		$120,000					$120,000	GF
63	North Riverfront Park Improvements	Engineering	101-750-977-001	12		$37,000			$30,000	$50,000	$117,000	GF
64	South Riverfront Park Site Amenities	Engineering	101-750-977-001	13		$9,000					$9,000	GF
65	Bi-Path Resurfacing	Engineering	101-750-977-032	14		$15,000		$15,000		$15,000	$45,000	GF
66	Starlite Beach Parking Lot Reconstruction	Engineering	101-750-977-027	15		$128,000					$128,000	GF
67	LaMarre Park Improvements	Engineering	101-750-977-029	16		$129,000	$129,000				$258,000	GF Gr
68	New Park Signage	Engineering	101-750-977-027	17		$66,000					$66,000	GF
69	Land Acquisition Fund	Planning	101-750-991-400	18			$75,000		$75,000		$150,000	GF Gr
70	Blair Street Park Improvements	Engineering	101-750-977-027	19			$70,000				$70,000	GF
71	Mich-E-Ke-Wis Beach Improvements	Engineering	101-750-977-015	20				$650,000	$750,000	$650,000	$2,050,000	GF Other
72	Bay View Park Kiddie Park Upgrades	Engineering	101-750-977-012	21				$50,000			$50,000	GF
73	Thomson Park	Engineering	101-750-977-027	22				$15,000			$15,000	GF
74	Besser Lake Shoreline Improvements	Engineering	101-750-977-018	23					$225,000	$225,000	$450,000	GF
75	State Avenue Bi-Path Improvements	Engineering	101-750-977-018	24					$25,000	$25,000	$50,000	GF
76	Sytek Park Improvements	Engineering	New	25					$100,000		$100,000	GF
77	Veterans Memorial Park Site Improvements	Engineering	101-750-977-027	26					$5,000		$5,000	GF
78	McRae Park Improvements	Engineering	New	27					$590,000	$590,000	$1,180,000	GF
			Category Subtotals		**$511,300**	**$934,000**	**$844,000**	**$735,000**	**$1,805,000**	**$1,560,000**	**$6,389,300**	

	Planning			Rank	2021-2022	2022-2023	2023-2024	2024-2025	2025-2026	2026-2027	Total	Sources
79	Economic Development Marketing Program	Planning	101-170-880-000	1	$25,000	$25,000	$25,000	$25,000	$25,000		$125,000	GF Other

Fund | **Category** | **Project Description** | **Dept.** | **Account Number**

Date Printed: 2/23/2021

80	Public Art	Planning	101-170-880-000	2	$10,000	$5,000	$5,000	$5,000	$5,000		$30,000	GF
			Category Subtotals		**$35,000**	**$30,000**	**$30,000**	**$30,000**	**$30,000**		**$155,000**	

	Police			Rank	2021-2022	2022-2023	2023-2024	2024-2025	2025-2026	2026-2027	Total	Sources
81	Police Vehicle Replacement	Public Safety	101-301-972-002	1	$45,000	$47,250	$99,225	$52,000			$243,475	GF
82	Mobile 800 Radios for Patrol Vehicles	Public Safety	101-301-972-001	2	$5,100						$5,100	GF
83	Body Armor Replacement	Public Safety	101.301.705.600	3	$22,000						$22,000	GF Gr
84	Replacement of Portable 800 m/Hz Radios	Public Safety	101.301.972.003	4	$66,000						$66,000	GF
85	Radar Traffic Trailer	Public Safety	101.301.730.000	5	$16,785						$16,785	GF Gr
86	Portable Radar Speed Sign	Public Safety	101.301.730.000	6	$4,500						$4,500	GF Gr
87	Replacement of Conductive Electrical Weapons	Public Safety	101.301.730.000	7		$3,600	$3,600				$7,200	GF
			Category Subtotals		**$159,385**	**$50,850**	**$102,825**	**$52,000**			**$365,060**	

	Public Works			Rank	2021-2022	2022-2023	2023-2024	2024-2025	2025-2026	2026-2027	Total	Sources
88	Parking Lot Improvements - Lot #8 Carter Street	Engineering	101-440-975-010	1	$125,000						$125,000	GF
89	Parking Lot #1- City Hall	Engineering	101-440-975-010	2	$150,000						$150,000	GF
90	Christmas Decoration Replacement	Engineering	101-440-975-014	3	$5,000	$5,000	$5,000	$5,000	$5,000	$5,000	$30,000	GF
91	Public Works Site Paving	Engineering	101-440-975-014	4		$75,000					$75,000	GF
92	Salt Storage Facility	Engineering	101-440-975-014	5		$100,000	$162,500				$262,500	GF Gr
93	Materials Storage Building	Engineering	101-440-975-014	6				$125,000			$125,000	GF
94	Outdoor Storage	Engineering	101-440-975-014	7					$250,000		$250,000	GF
95	Riverfront Parking Lots	Engineering	101-440-975-010	8						$150,000	$150,000	GF
96	Parking Lot Improvements - Culligan Plaza	Engineering	101-440-975-010	9						$50,000	$50,000	GF
			Category Subtotals		**$280,000**	**$180,000**	**$167,500**	**$130,000**	**$255,000**	**$205,000**	**$1,217,500**	
Fund Grand Totals					**$1,322,685**	**$1,557,850**	**$1,509,325**	**$1,567,000**	**$2,450,000**	**$2,163,000**	**$10,569,860**	

IT Fund

	Computers/Technology			Rank	2021-2022	2022-2023	2023-2024	2024-2025	2025-2026	2026-2027	Total	Sources
97	City Hall Copier	IT	101-228-983-000	1	$12,000						$12,000	IT
98	Network Servers and Software	IT	101-228-983-000	2	$8,000	$16,000	$8,000	$18,000	$9,000	$20,000	$79,000	IT
99	Security Cameras	IT	*101-228-730-300*	3	$5,000	$4,000	$2,000	$2,000	$2,000	$2,000	$17,000	IT
100	Police In-Car Video Systems	IT	101-228-983-002	4	$13,000	$6,500	$14,000	$7,000	$14,000	$7,000	$61,500	IT
101	Police-Tablets/Mobile Data Antennas for Vehicles	IT	*101-228-730-300*	5	$8,000	$4,000	$9,000	$4,500	$9,000	$4,500	$39,000	IT
102	Fire-Tablets/Mobile Data Antennas for Vehicles	IT	*101-228-730-300*	6	$3,000	$6,000	$3,000	$6,000	$3,000	$6,000	$27,000	IT
103	New Technology/Complimentary Systems	IT	*101-228-730-300*	7	$5,000	$5,000	$5,000	$5,000	$5,000	$5,000	$30,000	IT
104	Network Infrastructure Upgrades	IT	*101-228-730-300*	8	$3,000	$3,000	$3,000	$3,000	$3,000		$15,000	IT
105	"Wireless City" Infrastructure Upgrades	IT	101-228-983-004	9	$2,000	$2,000	$2,000	$2,000	$2,000	$2,000	$12,000	IT

106	"Wired City" Infrastructure Upgrades	IT	101-228-983-003	**10**	$5,000	$5,000	$5,000	$5,000	$5,000	$5,000	$30,000	IT
107	PSF-DVR and Security Cameras	IT	*101-228-730-300*	**11**	$6,000	$6,000					$12,000	IT
108	Laptops/Workstations - Daily Use-Single User	IT	*101-228-730-300*	**12**			$25,000				$25,000	IT
109	Workstations - Remainder Since Last Cycle	IT	*101-228-730-300*	**13**				$15,000			$15,000	IT
			Category Subtotals		**$70,000**	**$57,500**	**$76,000**	**$67,500**	**$52,000**	**$51,500**	**$374,500**	
Fund Grand Totals					**$70,000**	**$57,500**	**$76,000**	**$67,500**	**$52,000**	**$51,500**	**$374,500**	

Local Street Fund

	Local Street Construction			Rank	2021-2022	2022-2023	2023-2024	2024-2025	2025-2026	2026-2027	Total	Sources
110	Capital Preventative Maintenance	Engineering	203-451-782-000	**1**	$50,000	$50,000	$50,000	$50,000	$50,000	$50,000	$300,000	LSF
111	Thin Overlay and Resurfacing Project	Engineering	203-451-782-000	**2**	$75,000	$75,000	$75,000	$75,000	$75,000	$75,000	$450,000	LSF
112	Oxbow Subdivision Resurfacing	Engineering	203-451-782-000	**3**	$150,000	$150,000					$300,000	LSF
113	High-Use/High-Maintenance Alley Paving	Engineering	203-451-782-000	**4**	$35,000	$35,000	$35,000	$35,000	$35,000	$35,000	$210,000	LSF
114	Tree Planting Program	Engineering	203-451-782-000	**5**	$10,000						$10,000	LSF
115	Bike Path Sign Replacement/Upgrade	Engineering	202-452-784-101	**6**	$3,000	$3,000					$6,000	LSF
116	Sidewalk Railroad Crossing Improvements	Engineering	203-451-782-000	**7**	$10,000	$10,000					$20,000	LSF
117	Arbor Lane Reconstruction	Engineering	203-451-782-000	**8**		$75,000					$75,000	LSF
118	Property Acquisition Long Lake Avenue Bypass	Engineering	203-451-782-000	**9**			$90,000				$90,000	LSF
119	Taylor Street Improvements	Engineering	203-451-782-000	**10**			$75,000	$75,000			$150,000	LSF
120	Intersection Improvements	Engineering	203-451-782-000	**12**			$50,000		$50,000		$100,000	LSF
121	Island View Street Resurfacing	Engineering	202-451-782-000	**12**				$125,000	$125,000	$125,000	$375,000	LSF
122	Commercial Street Resurfacing	Engineering	203-451-782-000	**13**					$35,000		$35,000	LSF
123	Long Lake Avenue Bypass	Engineering	203-451-782-000	**14**						$500,000	$500,000	LSF
			Category Subtotals		**$333,000**	**$398,000**	**$375,000**	**$360,000**	**$370,000**	**$785,000**	**$2,621,000**	
Fund Grand Totals					**$333,000**	**$398,000**	**$375,000**	**$360,000**	**$370,000**	**$785,000**	**$2,621,000**	

Major Street Fund

	Maintenance Bridges			Rank	2021-2022	2022-2023	2023-2024	2024-2025	2025-2026	2026-2027	Total	Sources
124	Second Avenue Bridge Abutement	Engineering	202-454-784.102	**1**	$60,000						$60,000	MSF
			Category Subtotals		**$60,000**						**$60,000**	

	Major Street Construction			Rank	2021-2022	2022-2023	2023-2024	2024-2025	2025-2026	2026-2027	Total	Sources
125	First Avenue Resurfacing	Engineering	202-451-782-000	**1**	$275,000						$275,000	MSF
126	Ford Avenue Concrete Repairs	Engineering	202-451-782-000	**2**	$65,000						$65,000	MSF
127	Woodward Avenue Concrete Repairs	Engineering	202-451-782-000	**3**	$75,000						$75,000	MSF
128	Second Avenue Bridge Boiler Replacement	Engineering	202-451-782-100	**4**	$7,500						$7,500	MSF

Fund | Category | Project Description | Dept. | Account Number

Date Printed: 2/23/2021

129	Capital Preventative Maintenance	Engineering	202-451-782-000	5	$55,000	$55,000	$55,000	$55,000	$55,000	$55,000	$330,000	MSF
130	Tree Planting Program	Engineering	202-451-782-000	6	$15,000						$15,000	MSF
131	Brick Paver Replacement	Engineering	202-452-784-101	7	$24,000		$24,000				$48,000	MSF Othe
132	Bike Path Sign Replacement/Upgrade	Engineering	202-452-784-101	8	$3,000						$3,000	MSF
133	Sidewalk Railroad Crossing Improvements	Engineering	202-451-782-000	9	$10,000		$10,000				$20,000	MSF
134	Harbor Drive Reconstruction	Engineering	202-451-783-202	10		$677,130					$677,130	MSF Gr
135	Long Rapids Road Resurfacing	Engineering	202-451-782-000	11		$300,000		$350,000			$650,000	MSF
136	Intersection Improvements	Engineering	202-451-782-002	12			$100,000	$100,000		$100,000	$300,000	MSF
137	Eleventh Avenue Concrete Repairs	Engineering	202-451-782-000	13			$600,000			$600,000	$1,200,000	MSF Gr
138	Ripley Boulevard Improvements	Engineering	202-451-782-000	14			$350,000	$350,000			$700,000	MSF
139	US-23 Streetscape Improvements	Engineering	202-451-783-202	15				$200,000			$200,000	MSF
140	State Street Bi-Path Enhancements	Engineering	202-451-782-000	16					$110,000		$110,000	MSF
141	Commerce Drive Thin Overlay	Engineering	202-451-782-000	17					$250,000		$250,000	MSF
142	M-32 Streetscape Improvements	Engineering	202-451-783-202	18					$375,000		$375,000	MSF Othe
143	Third Avenue Resurfacing	Engineering	202-451-782-000	19					$280,000	$280,000	$560,000	MSF
144	Wessel Road Resurfacing	Engineering	202-451-782-000	20						$200,000	$200,000	MSF
			Category Subtotals		**$529,500**	**$1,032,130**	**$1,139,000**	**$1,055,000**	**$1,070,000**	**$1,235,000**	**$6,060,630**	
Fund Grand Totals					**$589,500**	**$1,032,130**	**$1,139,000**	**$1,055,000**	**$1,070,000**	**$1,235,000**	**$6,120,630**	

Marina Fund

	Marina			Rank	2021-2022	2022-2023	2023-2024	2024-2025	2025-2026	2026-2027	Total	Sources
145	Master Plan Development	Engineering	211-760-976-000	1	$15,000						$15,000	GF
146	Seasonal Slip Water Service	Engineering	211-760-976-000	2	$30,000						$30,000	GF
147	Marina UST Cleanup	Engineering	211-760-976-000	3	$10,000	$10,000	$10,000				$30,000	GF
148	Dock Repair	Engineering	211-760-976-000	4	$15,000	$15,000	$15,000	$15,000	$15,000	$15,000	$90,000	Other
149	City of Alpena Marina Topographic Survey	Engineering	211-760-976-000	5	$5,000						$5,000	Other
150	Marina Building Design	Engineering	211-760-976-000	6		$50,000					$50,000	GF
151	Parking Lot Sealing - Lot #12	Engineering	211-760-976-000	7		$52,000					$52,000	Other
152	Marina Building Rehabilitation/Replacement	Engineering	211-760-976-000	8			$250,000	$250,000			$500,000	GF
			Category Subtotals		**$75,000**	**$127,000**	**$275,000**	**$265,000**	**$15,000**	**$15,000**	**$772,000**	
Fund Grand Totals					**$75,000**	**$127,000**	**$275,000**	**$265,000**	**$15,000**	**$15,000**	**$772,000**	

Sewer Fund

	Sewer Collection			Rank	2021-2022	2022-2023	2023-2024	2024-2025	2025-2026	2026-2027	Total	Sources
153	Oliver Street Improvements	Engineering	590-538-981-051	1	$325,000						$325,000	SF

Fund | **Category**

Date Printed: 2/23/2021

	Project Description	Dept.	Account Number									
154	Lift Station Alarms	Engineering	590-538-981-056	2	$90,000						$90,000	SF
155	Replace Alley Sewer -Beech/Cedar/Miller/Lake	Engineering	590-538-981-051	3	$120,000						$120,000	SF
156	Fair Avenue Sewer Improvements	Engineering	590-538-981-051	4	$540,000						$540,000	SF
157	Water and Sewer Service Software	Engineering	590-538-981-051	5	$10,000						$10,000	SF
158	North Second Avenue Sanitary Sewer Improvements	Engineering	590-538-981-051	6	$413,000	$413,000	$873,000				$1,699,000	SF
159	Fourth Avenue Sewer Replacement - Lewis to Bedford	Engineering	590-538-981-051	7		$970,000					$970,000	SF
160	Lift Station Upgrade	Engineering	590-538-981-056	8		$15,500				$15,500	$31,000	SF
161	Fourth Avenue Improvements - Oliver to Ripley	Engineering	590-538-981-051	9		$291,000					$291,000	SF
162	Twelfth Avenue Sewer Improvements	Engineering	590-538-981-051	10		$127,000					$127,000	SF
163	Taylor Street Infrastructure	Engineering	590-538-981-051	11			$279,000	$279,000			$558,000	SF
164	Hamilton Street Infrastructure Improvements	Engineering	590-538-981-051	12			$121,000				$121,000	SF
165	Fifth Avenue Sewer Main Replacement	Engineering	590-538-981-051	13			$121,000				$121,000	SF
166	Baldwin Street Sewer Replacement	Engineering	590-538-981-051	14			$485,000	$485,000			$970,000	SF
167	Sewage Flow Meters	Engineering	590-538-981-051	15				$500,000			$500,000	SF
168	River Street Sewer Main Improvements	Engineering	590-538-981-051	16				$750,000			$750,000	SF
169	Campbell Street Sewer Main Replacement Phase II	Engineering	590-538-981-051	17					$352,000		$352,000	SF
170	Commercial Street Sewer Improvements	Engineering	591-541-982-051	18					$121,000		$121,000	SF
171	Catherine Street Main Replacement	Engineering	590-538-981-051	19					$233,000		$233,000	SF
172	Elizabeth Street Main Replacement	Engineering	590-538-981-051	20					$233,000		$233,000	SF
173	Ninth Avenue Sanitary Sewer Improvements	Engineering	590-538-981-051	21					$680,000	$680,000	$1,360,000	SF
174	Long Lake Avenue Improvements	Engineering	590-538-981-051	22					$412,000	$412,000	$824,000	SF
175	Ford Avenue Sewer Replacement	Engineering	590-538-981-051	23					$352,000	$352,000	$704,000	SF
176	Crapo Street Sanitary Sewer Improvements	Engineering	590-538-981-051	24						$291,000	$291,000	SF
177	Clinton Street Sanitary Sewer Improvements	Engineering	590-538-981-051	25						$679,000	$679,000	SF
178	Barry Street Sanitary Sewer Improvements	Engineering	590-538-981-051	26						$135,000	$135,000	SF
		Category Subtotals			**$1,498,000**	**$1,816,500**	**$1,879,000**	**$2,014,000**	**$2,383,000**	**$2,564,500**	**$12,155,000**	

	Water Recycling Plant			Rank	2021-2022	2022-2023	2023-2024	2024-2025	2025-2026	2026-2027	Total	Sources
179	Semi-Tractor	Engineering	590-537-981-000	1	$130,000						$130,000	SF
180	Replace Flume Meters	Engineering	590-537-981-000	2	$15,000						$15,000	SF
181	Asbestos Removal	Engineering	590-537-981-000	3	$20,000						$20,000	SF
182	Primary Clarifier Chains	Engineering	590-537-981-000	4	$15,000						$15,000	SF
183	Safety Hazard Abatement	Engineering	590-538-981-000	5	$10,000	$10,000	$10,000	$10,000	$10,000	$10,000	$60,000	SF
184	Mechanical, Instrumentation, and Lab Equipment Upgrades	Engineering	590-537-981-000	6	$50,000	$50,000	$50,000	$50,000	$50,000	$50,000	$300,000	SF
185	Water Recycling Plant Boiler Filter Treatment System	Engineering	590-537-981-000	7	$10,000						$10,000	SF
186	Motor Control Centers	Engineering	590-537-981-000	8		$110,000					$110,000	SF

Fund | Category

Date Printed: 2/23/2021

	Project Description	Dept.	Account Number									
187	Grit Removal Conveyor	Engineering	590-537-981-000	9		$25,000					$25,000	SF
188	Digester Circulation Backup Pump	Engineering	590-537-981-000	10		$35,000					$35,000	SF
189	Water Recycling Plant Site Lighting Upgrades	Engineering	590-537-981-000	11		$35,000					$35,000	SF
190	Methane Gas Meter	Engineering	590-537-981-000	12			$6,000				$6,000	SF
191	Air Compressor & Drying System	Engineering	590-537-981-000	13			$35,000				$35,000	SF
192	Plant Alarms	Engineering	590-537-981-000	14			$35,000				$35,000	SF
193	Sodium Hydroxide Tank Replacement	Engineering	590-537-981-000	15			$30,000				$30,000	SF
194	Sodium Hypochlorite Tank Replacement	Engineering	590-537-981-000	16			$60,000				$60,000	SF
195	Density Baffles - Final Clarifiers	Engineering	590-537-981-000	17				$90,000			$90,000	SF
		Category Subtotals			**$250,000**	**$265,000**	**$226,000**	**$150,000**	**$60,000**	**$60,000**	**$1,011,000**	
Fund Grand Totals					**$1,748,000**	**$2,081,500**	**$2,105,000**	**$2,164,000**	**$2,443,000**	**$2,624,500**	**$13,166,000**	

Water Fund

	Water Distribution			Rank	2021-2022	2022-2023	2023-2024	2024-2025	2025-2026	2026-2027	Total	Sources
196	Oliver Street Improvements	Engineering	591-542-982-051	1	$590,000						$590,000	WF
197	Dawson/Monroe Intersection Infrastructure	Engineering	591-541-982-051	2	$125,000						$125,000	WF
198	Water Valve Replacement	Engineering	591-542-982-052	3	$130,000	$30,000	$30,000	$30,000	$30,000	$30,000	$280,000	WF
199	Fair Avenue Water Improvements	Engineering	591-542-982-051	4	$572,000						$572,000	WF
200	Water and Sewer Service Software	Engineering	591-541-982-051	5	$10,000						$10,000	WF
201	Chisholm Street Water Repairs	Engineering	591-542-982-051	6	$85,000	$85,000					$170,000	WF
202	North Second Avenue Water Improvements	Engineering	591-542-982-051	7	$438,000	$438,000	$927,000				$1,803,000	WF
203	Fourth Avenue Water Main Replacement - Bedford to Lewis	Engineering	591-542-982-051	8		$1,030,000					$1,030,000	WF
204	Fourth Avenue Improvements - Oliver to Ripley	Engineering	591-542-982-051	9		$309,000					$309,000	WF
205	Twelfth Avenue Water Improvements	Engineering	591-541-982-051	10		$133,000					$133,000	WF
206	Thunder Bay River Crossing - Chisholm Street.	Engineering	591-542-982-051	11		$65,000					$65,000	WF
207	Taylor Street	Engineering	591-541-982-051	12			$296,000	$296,000			$592,000	WF
208	Hamilton Street Infrastructure Upgrades	Engineering	591-541-982-051	13			$129,000				$129,000	WF
209	Fifth Avenue Water Main Replacement	Engineering	591-542-982-051	14			$129,000				$129,000	WF
210	Baldwin Street Water Main Replacement	Engineering	591-542-982-051	15			$515,000	$515,000			$1,030,000	WF
211	Catherine Street Main Replacement	Engineering	591-542-982-051	16				$247,000			$247,000	WF
212	Elizabeth Street Main Replacement	Engineering	591-542-982-051	17				$247,000			$247,000	WF
213	River Street Water Improvements	Engineering	591-542-982-051	18				$750,000			$750,000	WF
214	Metering Upgrades - Alpena Township Connection Points	Engineering	591-542-982-000	19				$290,000			$290,000	WF
215	Commercial Street Water Improvements	Engineering	591-541-982-051	20					$129,000		$129,000	WF
216	Wren Street Water Improvements	Engineering	591-542-982-051	21					$550,000		$550,000	WF

Fund **Category**

Date Printed: 2/23/2021

	Project Description	Dept.	Account Number									
217	Campbell Street Water Main Replacement Phase II	Engineering	591-542-982-051	22					$373,000		$373,000	WF
218	Ninth Avenue Water Improvements	Engineering	591-542-982-051	23					$720,000	$720,000	$1,440,000	WF
219	Long Lake Avenue Improvements	Engineering	591-542-982-051	24					$438,000	$438,000	$876,000	WF
220	Ford Avenue Water Improvements	Engineering	591-542-982-051	25					$373,000	$373,000	$746,000	WF
221	Crapo Street Water Improvements	Engineering	591-542-982-051	26						$309,000	$309,000	WF
222	Clinton Street Water Improvements	Engineering	591-542-982-051	27						$721,000	$721,000	WF
223	Barry Street Water Improvements	Engineering	591-542-982-051	28						$200,000	$200,000	WF
224	Ripley Street Water Improvements	Engineering	591-542-982-051	29						$200,000	$200,000	WF
225	Second Avenue Water Improvements	Engineering	591-542-982-051	30						$100,000	$100,000	SF
		Category Subtotals			**$1,950,000**	**$2,090,000**	**$2,026,000**	**$2,375,000**	**$2,613,000**	**$3,091,000**	**$14,145,000**	

	Water Production			Rank	2021-2022	2022-2023	2023-2024	2024-2025	2025-2026	2026-2027	Total	Sources
226	Critical Component Replacement	Engineering	591-541-982-000	1	$10,000	$10,000	$10,000				$30,000	WF
227	Safety Hazard Abatement	Engineering	591-541-982-000	2	$20,000						$20,000	WF
228	Structural - Mechanical Upgrades	Engineering	591-541-982-000	3	$5,000	$10,000	$10,000	$10,000	$10,000	$10,000	$55,000	WF
229	Asbestos Abatement	Engineering	591-541-982-000	4	$20,000	$20,000	$20,000				$60,000	WF
230	Lab Equipment and Instrumentation	Engineering	591-541-982-000	5	$5,000	$5,000	$5,000	$5,000	$5,000		$25,000	WF
231	Lab Equipment - New Lab Chlorine Amperometric Titrator	Engineering	591-541-982-000	6	$5,000	$5,000					$10,000	WF
232	Filter Effluent Valves Controllers/Converters/Replacement	Engineering	*591-541-730-000*	7	$100,000						$100,000	WF
233	Water Infrastructure Security	Engineering	591-541-982-000	8	$25,000	$15,000					$40,000	WF
234	Mixing Chamber & Settling Basin Valve Replacement	Engineering	591-541-982-000	9	$200,000						$200,000	WF
235	Lab Renovation	Engineering	591-541-982-000	10		$75,000					$75,000	WF
236	Replace Electrical in Plant Basement Pipe Gallery	Engineering	591-541-982-000	11		$30,000					$30,000	WF
237	Lagoon Dewatering Pump - Grinder Pump	Engineering	591-541-982-000	12		$20,000					$20,000	WF
238	Sodium Hypochlorite Bulk Storage Tank Replacement	Engineering	591-541-982-000	13		$85,000					$85,000	WF
239	Water Production Plant Site Lighting	Engineering	591-541-982-000	14		$25,000					$25,000	WF
240	Bulk Alum Storage Tank Replacement	Engineering	591-541-982-000	15			$85,000				$85,000	WF
241	Coagulator Mixers	Engineering	591-541-982-000	16			$110,000				$110,000	WF
242	Forklift Purchase	Engineering	591-541-982-000	17			$35,000				$35,000	WF
243	Surface Wash Pump and Motor Replacement	Engineering	591-541-982-000	18			$50,000				$50,000	WF
244	Lagoon Covers	Engineering	590-537-981-000	19			$30,000				$30,000	WF
245	Delivery Improvements	Engineering	591-541-982-000	20				$120,000			$120,000	WF
246	Generator Control Panel Upgrade/Replacement	Engineering	591-541-982-000	21				$20,000			$20,000	WF
247	Intake Inspection and Shorewell Cleaning	Engineering	591-541-982-000	22				$25,000			$25,000	WF
248	Wash Water Pump and Motor Replacement	Engineering	591-541-982-000	23					$180,000		$180,000	WF
249	WTP Treatment Process/Improvement Study	Engineering	291-541-956-000	24					$150,000		$150,000	WF

Fund **Category**

Date Printed: 2/23/2021

	Project Description	Dept.	Account Number									
250	Water Production Plant Elevator Rebuild	Engineering	591-542-982-000	**25**						$110,000	$110,000	WF
251	Water Production Plant Window Replacement	Engineering	591-541-982-000	**26**						$35,000	$35,000	WF
252	Water Production Plant Door Replacement	Engineering	591-542-982-000	**27**						$20,000	$20,000	WF
253	Alternate Source Water Well	Engineering	591-542-982-000	**28**						$100,000	$100,000	WF
254	Site Improvements	Engineering	591-541-982-000	**29**						$6,000	$6,000	WF
255	Generator Transfer Switch Replacement	Engineering	591-541-982-000	**30**						$75,000	$75,000	WF
256	Water Production Plant Clear Well Replacement	Engineering	591-541-982-000	**31**						$6,235,000	$6,235,000	WF
		Category Subtotals			**$390,000**	**$300,000**	**$355,000**	**$180,000**	**$345,000**	**$6,591,000**	**$8,161,000**	
Fund Grand Totals					**$2,340,000**	**$2,390,000**	**$2,381,000**	**$2,555,000**	**$2,958,000**	**$9,682,000**	**$22,306,000**	
					$6,717,185	**$7,988,980**	**$8,215,325**	**$8,345,500**	**$9,763,000**	**16,914,000**	**$57,943,990**	

Building Maintenance Capital Improvement Projects 2022-2027

Building | **Fund Source** | **Project Description** | **Account Number**

Date Printed: 2/23/2021

City Hall

	City Hall		Rank	2021-2022	2022-2023	2023-2024	2024-2025	2025-2026	2026-2027	Total	Sources
1	Test and Balance HVAC	101-170-970-00	1	$7,000						$7,000	GF
2	Convert Existing Light Fixtures	101-170-970-000	2	$8,000						$8,000	GF
3	City Hall Interior Rehab	101-170-970-000	3	$10,000						$10,000	GF
4	Council Chambers Ceiling	101-170-970-000	4		$15,000					$15,000	GF
5	City Hall Storage and Entry Areas	101-170-970-000	5		$12,000					$12,000	GF
6	New Handrails\Guardrails City Hall Exterior Steps	101-170-970-000	6		$4,000					$4,000	GF
7	City Hall Carpet	101-170-970-000	7			$40,000				$40,000	GF
8	Replace City Hall Windows	101-170-970-000	8			$200,000				$200,000	GF
9	Exterior Building Rehab	101-170-970-000	9				$75,000			$75,000	GF
	Category Subtotals			**$25,000**	**$31,000**	**$240,000**	**$75,000**			**$371,000**	
Building Grand Totals				**$25,000**	**$31,000**	**$240,000**	**$75,000**			**$371,000**	

Public Safety Facility

	Ambulance		Rank	2021-2022	2022-2023	2023-2024	2024-2025	2025-2026	2026-2027	Total	Sources
10	Install New VFD (Variable Frequency Drive) Pump	101-344-974-001	1	$8,000						$8,000	GF
11	Siding Exposed Masonry Walls	101-336-973-001	2	$4,500						$4,500	GF
12	Apron Drain Trench	101-344-974-001	3	$7,500						$7,500	GF
13	New Controls On Ice Melt	101-344-974-001	4	$2,000						$2,000	GF
14	Replace Overhead Doors	101-336-973-001	5	$5,000	$5,000					$10,000	GF
15	Replace Decayed Entry Doors	101-344-974-001	6	$2,250						$2,250	GF
16	New Kitchen Cabinets	101-344-974-001	7	$5,000						$5,000	GF
17	Replace Parking Lot Lights	101-344-974-001	8		$3,000					$3,000	GF
18	Replace Radiant Heaters	101-344-974-001	9		$4,500					$4,500	GF
19	PSF-Parking Lot Resurface, Curbing Repairs and Grate Repairs	101-344-974-001	10		$11,000					$11,000	GF
20	Public Safety Building Flooring	101-344-974-001	11			$16,000				$16,000	GF
21	Additional Hose Reels	101-344-974-001	12			$4,000				$4,000	GF
	Category Subtotals			**$34,250**	**$23,500**	**$20,000**				**$77,750**	

	Fire		Rank	2021-2022	2022-2023	2023-2024	2024-2025	2025-2026	2026-2027	Total	Sources
22	Install New VFD (Variable Frequency Drive) Pump	101-336-973-001	1	$8,000						$8,000	GF
23	Siding Exposed Masonry Walls	101-336-973-001	2	$4,500						$4,500	GF
24	Apron Drain Trench	101-336-973-001	3	$7,500						$7,500	GF
25	New Controls On Ice Melt	101-336-973-001	4	$2,000						$2,000	GF
26	Replace Overhead Doors	101-336-973-001	5	$5,000	$5,000					$10,000	GF
27	Replace Decayed Entry Doors	101-336-973-001	6	$2,250						$2,250	GF
28	New Kitchen Cabinets	101-336-973-001	7	$5,000						$5,000	GF
29	Replace Parking Lot Lights	101-336-973-001	8		$3,000					$3,000	GF
30	PSF-Parking Lot Resurface, Curbing Repairs, and Grate Repairs	101-336-973-001	9		$11,000					$11,000	GF
31	Public Safety Building Flooring	101-336-931-200	10			$16,000				$16,000	GF

Building **Fund Source**

Date Printed: 2/23/2021

	Project Description	Account Number									
32	Replace Radiant Heaters	101-336-973-001	11			$4,500				$4,500	GF
33	Additional Hose Reels	101-336-973-001	12			$4,000				$4,000	GF
	Category Subtotals			**$34,250**	**$19,000**	**$24,500**				**$77,750**	

	Police		Rank	2021-2022	2022-2023	2023-2024	2024-2025	2025-2026	2026-2027	Total	Sources
34	Install New VFD (Variable Frequency Drive Pump)	101-301-972-001	1	$16,000						$16,000	GF
35	Replace Decayed Entry Doors	101-301-972-001	2	$4,500						$4,500	GF
36	Replace Kitchen Cabinets	101-301-972-001	3	$5,000						$5,000	GF
37	New Controls on Ice Melt	101-301-972-001	4	$2,000						$2,000	GF
38	Replace Parking Lot Lights	101-301-972-001	5	$3,000						$3,000	GF
39	New Floor Drain Police Parking Garage	101-301-972-001	6		$8,000					$8,000	GF
40	PSF-Parking Lot Resurface, Curbing Repairs, and Grate Repairs	101-301-972-001	7		$22,000					$22,000	GF
41	Public Safety Building Flooring	101-301-972-001	8			$16,000				$16,000	GF
42	Switch Police Squad Room and Evidence Rooms	101-301-972-001	9			$60,000				$60,000	GF
	Category Subtotals			**$30,500**	**$30,000**	**$76,000**				**$136,500**	
Building Grand Totals				**$99,000**	**$72,500**	**$120,500**				**$292,000**	
				$124,000	**$103,500**	**$360,500**	**$75,000**	**$0**	**$0**	**$663,000**	