



CITY OF ALPENA

Permit No.: _____

Date: _____

APPLICATION FOR FENCE PERMIT

Applicant: _____ Phone: _____

Address: _____

Applicant is (check where appropriate) _____ Property Owner _____ Contractor

_____ Other (specify) _____

Property Owner: _____ (if other than applicant)	Phone: _____
Address: _____	
Owner's Signature: _____	Date: _____

Location (address) of Proposed Fence: _____

Description and Size of Fence: _____

Construction (type of materials): _____

Zoning District: _____ Type of Use: _____

Name of person, firm or corporation erecting fence: _____

_____ Phone: _____

Address: _____ License No.: _____

I, the undersigned applicant, hereby affirm the information submitted herein to be accurate.

_____ Date: _____

Applicant Signature

SKETCH OF A TYPICAL SECTION OF FENCE – FRONT VIEW

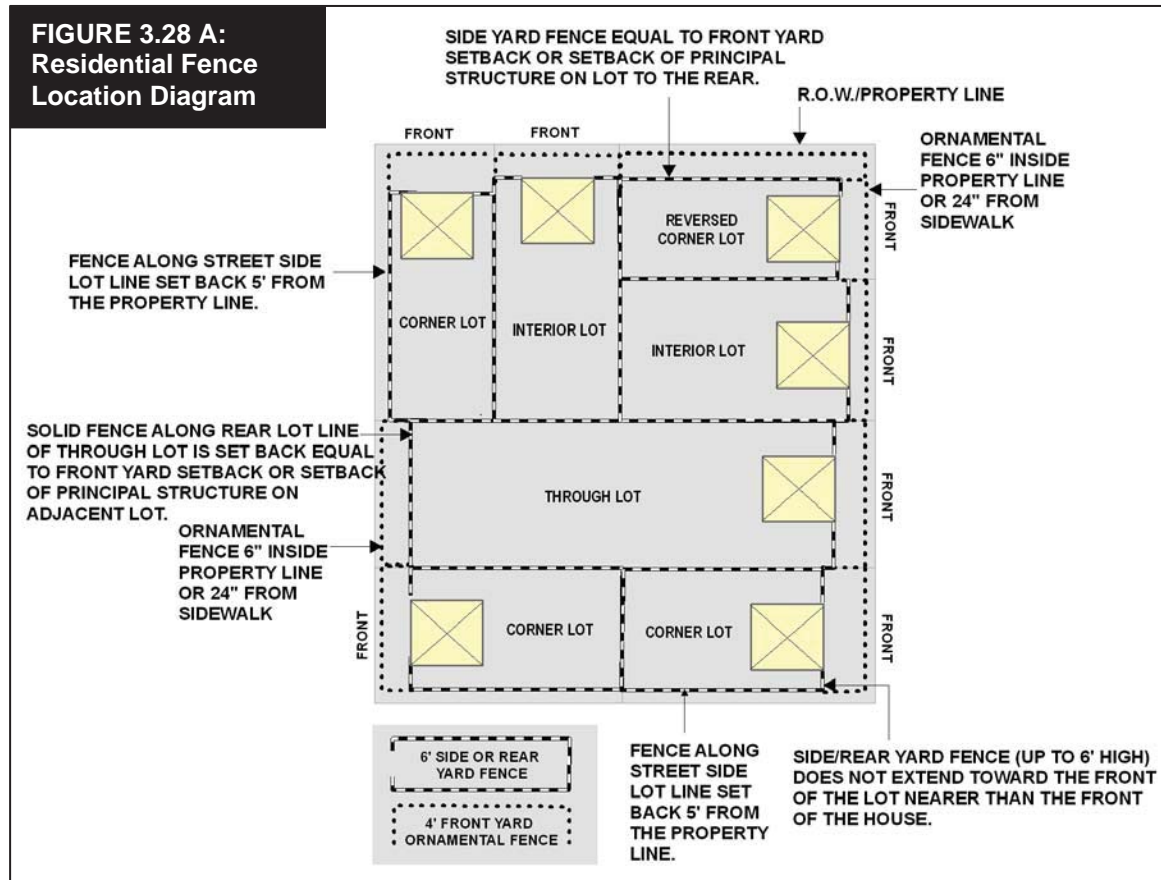
FENCE PLOT PLAN

Indicate on a drawing below the following:

1. Shape of lot.
2. Property line dimensions.
3. Adjacent streets.
4. Position of building(s) on lot.
5. Position of fence on lot.
6. Dimensions of fence from property lines.

SECTION 3.28 FENCES AND WALLS

A. RESIDENTIAL FENCES AND WALLS: Fences and walls shall require a Zoning Permit issued by the Zoning Administrator and shall comply with the following regulations and requirements:



- 1 Purpose
- 2 Definitions
- 3 Provisions **General**
- 4 Signs
- 5 District Regulations
- 6 Site Plan Review
- 7 Supplemental Regulations
- 8 ZBA
- 9 Administration
- 10 Adoption & Amendments



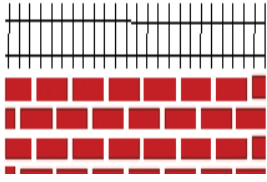


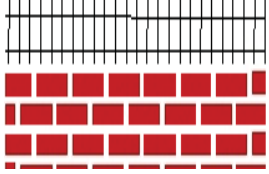
Table 3.28 A Residential Fences & Walls			
	Solid Fences & Walls Have less than 50% open space.	Open Style Fences Have 50% or more open space.	Wall/Fence Combination
			
Front Yard		<ul style="list-style-type: none"> Up to 4' high. Fences shall be set back not less than 2' from the sidewalk or 6" inside the property line, whichever is greater. 	<ul style="list-style-type: none"> Fence/wall combinations shall be set back not less than 2' from the sidewalk or 6" inside the property line, whichever is greater. May be solid up to 2' high. Open-style fence may make up the balance up to 3.5' high.
Rear Yard & Interior Side Yard	<ul style="list-style-type: none"> Up to 6' high. Outer face may abut property line¹ 	<ul style="list-style-type: none"> Up to 6' high. Outer face may abut property line (SEE §3.28 H). 	<ul style="list-style-type: none"> Up to 6' high. Outer face may abut property line¹
Street Side Yard (not reversed corner lot)	<ul style="list-style-type: none"> Up to 6' high. Set back at least 5' from the property line. 	<ul style="list-style-type: none"> Up to 4' high: Set back no less than 2' from the sidewalk or 6" inside property line, whichever is greater. 	<ul style="list-style-type: none"> Up to 4' high: Set back no less than 2' from the sidewalk or 6" inside property line, whichever is greater. May be solid up to 2' high. Open-style fence may make up the balance up to 3.5' high.
		<ul style="list-style-type: none"> Between 4' – 6' high: Set back at least 5' from the property line. 	<ul style="list-style-type: none"> Between 4' – 6' high: Set back at least 5' from the property line.
Corner Side Yard (on reversed corner lot)	<ul style="list-style-type: none"> Up to 6' high: Set back a distance equal to the front yard setback of the lot to the rear or the set back of the principal structure of the lot to the rear, whichever is less. 	<ul style="list-style-type: none"> Up to 4 high: Set back no less than 2' from the sidewalk or 6" inside property line, whichever is greater. 	<ul style="list-style-type: none"> Up to 4' high: Fence/wall combinations shall be set back not less than 2' from the sidewalk or 6" inside the property line, whichever is greater. May be solid up to 2' high. Open-style fence may make up the balance up to 3.5' high.
		<ul style="list-style-type: none"> Between 4' - 6' high: Set back a distance equal to the front yard setback of the lot to the rear or the set back of the principal structure of the lot to the rear, whichever is less. 	<ul style="list-style-type: none"> Between 4' - 6' high: Set back a distance equal to the front yard setback of the lot to the rear or the set back of the principal structure of the lot to the rear, whichever is less.

Table 3.28 A (continued) Residential Fences & Walls			
	Solid Fences & Walls Have less than 50% open space.	Open Style Fences Have 50% or more open space.	Wall/Fence Combination
			
Through Lots			
Front Yard (the lot line upon which the front of the principal structure faces)		<ul style="list-style-type: none"> Up to 4' high. Fences shall be set back not less than 2' from the sidewalk or 6" inside the property line, whichever is greater. 	<ul style="list-style-type: none"> Fence/wall combinations shall be set back not less than 2' from the sidewalk or 6" inside the property line, whichever is greater. May be solid up to 2' high. Open-style fence may make up the balance up to 4' high
Rear Yard (the lot line opposite the front lot line)	<ul style="list-style-type: none"> Up to 6' high. Set back equal to the front yard setback of the district or equal to an average of the setbacks of the existing principal structures on adjacent lots. 	<ul style="list-style-type: none"> Up to 4' high. Fences shall be set back not less than 2' from the sidewalk or 6" inside the property line, whichever is greater. 	<ul style="list-style-type: none"> Up to 4' high Fence/wall combinations shall be set back not less than 2' from the sidewalk or 6" inside the property line, whichever is greater. May be solid up to 2' high. Open-style fence may make up the balance up to 4' high.
		<ul style="list-style-type: none"> 4' – 6' high. Set back equal to the front yard setback of the district or equal to an average of the setbacks of the existing principal structures on adjacent lots. 	<ul style="list-style-type: none"> 4' – 6' high. Set back equal to the front yard setback of the district or equal to an average of the setbacks of the existing principal structures on adjacent lots.
Waterfront Yards (rear yards along the water's edge)	<ul style="list-style-type: none"> Up to 6' high. Set back at least 15' from the Ordinary High Water Mark. 	<ul style="list-style-type: none"> Up to 6' high. May be located at the Ordinary High Water Mark. 	<ul style="list-style-type: none"> Up to 6' high. Set back at least 15' from the Ordinary High Water Mark.

NOTE: Fence requirements for swimming pools are contained in [§3.12 \(D\)](#).

B. COMMERCIAL & INDUSTRIAL FENCES & WALLS: Fences and walls which are not part of an approved site plan require a Zoning Permit from the Zoning Administrator. All fences and walls shall comply with the following regulations and requirements:

The construction of the fence/wall shall be architecturally consistent with the primary structure on the lot. Fence/wall materials shall be block, wood, or vinyl. A chain link fence with slats shall not be permitted. A self-latching gate shall be required.

E. RETENTION PONDS: Every retention pond required by the City for water runoff storage and in which the deepest point is more than two feet below adjacent ground level with a slope from water's edge being no greater than 4 to 1, shall be enclosed with a fence or protective barrier a minimum of 6 feet in height. This requirement may be waived for those retention ponds that are incorporated within an approved landscape plan as a design feature.

F. JUNKYARDS, MOTOR VEHICLE IMPOUNDMENT YARDS, SCRAP YARDS, RECYCLING FACILITIES, MOTOR VEHICLE WRECKING YARDS

1. A wall or opaque fence, a minimum of eight (8) feet in height and a maximum of fifteen (15) feet in height (including any barbed wire), constructed of painted or treated wood, molded vinyl, painted or textured block, brick, or stone and set 15 feet or more inside the lot lines, shall be maintained in good repair around junk yards, motor vehicle impoundment yards, scrap yards, recycling facilities, motor vehicle wrecking yards or similar establishments.
2. In a front or corner side yard the fence shall not project beyond the front façade of buildings located on adjacent lots on the same side of the street.
3. Entryways to junk yards, motor vehicle impoundment yards, scrap yards, recycling facilities, motor vehicle wrecking yards, or similar establishment shall be gated and closed at all times when not in use. Gates shall be opaque and match the style of the fence.
4. A landscaped strip shall be maintained between the fence and property line in the following yards:
 - a. All front and corner side yards;
 - b. The front 1/3 of any side yard; and
 - c. Any yard abutting a residential zoning district or use.

G. CONSTRUCTION AND MAINTENANCE: ALL DISTRICTS

1. Fence and wall materials may include treated wood, painted/stained wood, treated split rail, ornamental wrought iron, brick, stone, masonry block, molded vinyl, chain link, or other materials as approved by the City of Alpena. Scrap lumber, plywood, sheet metal, plastic or fiberglass sheets are specifically prohibited.
2. Ornamental fences located in front yards shall be constructed in a style similar to split rail, picket, wrought iron fences, or decorative masonry. No chain link fences shall be permitted in front yards. Ornamental fences in a front yard must contain openings at least fifty (50) percent the width of the slats. If a wall/fence combination is used, the wall may be solid up to twenty-four (24) inches in height

- and an open-style fence can make up the balance to total forty-two (42) inches high.
- c. Fences on residential or commercial lots shall not contain barbed wire, electric current or charge of electricity.
 - d. Fences located in the side or rear yard of industrial lots may contain barbed wire, electric current or charge of electricity.
 - e. The portions of all fences facing property other than the property of the fence owner or facing a street right-of-way shall be finished and constructed so that, to the extent possible by the design of the fence, the fence posts and the horizontal and/or vertical fence supports are not visible from that other property or from the street right-of-way.
 - f. Fences shall be maintained to retain their original appearance, shape and configuration. Elements of a fence that are missing, damaged, destroyed or deteriorated shall be replaced and repaired to maintain conformity with the original fence appearance and design.
 - g. **Visibility Triangle:** Fences, walls, or hedges installed, constructed, or planted in accordance with the provisions of this Ordinance shall not obstruct visibility triangles as regulated in [§3.14](#).
- H. **FENCES LOCATED DIRECTLY ON THE PROPERTY LINE:** In all districts, fences and walls may be located directly on the property line in the interior side and/or rear yards if a prearranged agreement is signed by both abutting property owners and recorded with the Register of Deeds. Said agreement shall run with the land but shall terminate as per said agreement or upon removal of the fence. If a property line is in dispute, the City shall require either (1) an agreement signed by both property owners or (2) a property survey prior to the installation of a fence.

1 Purpose

2 Definitions

3 Provisions
General

4 Signs

5 Regulations
District

6 Review
Site Plan

7 Regulations
Supplemental

8 ZBA

9 Administration

10 Amendments
Adoption &